

Preschool



Letter to the Grownup

Dear Parents and Caregivers,

Thank you for planting seeds of learning with the Harris County Public Library, Growing Readers program. This program is designed to help children from birth to age five develop the skills and learn the tools that will help them become readers and strong lifelong learners. It is never too early to begin reading to your child!

We have divided our program into three levels, Little Seeds & Little Sprouts (Prenatal & Infant,) Little Buds (Toddler,) Little Readers (Preschool). We have staff-created flashcard sets available for each of these age brackets. All of our initiatives recognize the five practices that best build early literacy skills: Singing, Talking, Writing, Reading, and Playing.

There are kits available for Toddlers and for Preschool children. These kits offer guidance for caregivers to adapt their regular activities into early literacy-building moments. We have also incorporated the national reading initiative, 1,000 books Before Kindergarten, and the word goal of children hearing 30 million Words before four into our program. You'll be able to keep track of your reading with our Beanstack App.

We currently have Family Place centers at thirteen of our branches which allow our youngest patrons to learn through play by interacting in safe, thoughtfully designed spaces. Each Family Place center also offers free parenting workshops. All twenty-six locations offer story times throughout the week. We look forward to growing little readers with you.

Regards,

Edward Melton
Executive Director
Harris County Public Library

**growing
readers**
@hcpl



Craft Kit & Early Literacy Kit

In the first week of this program, all preschool kits will include a Craft Kit and Early Literacy Kit with materials to support the included activities based on the 6 skills and 5 practices of early literacy learning.

Craft Kit:

- Pencil Bag
- 4 Pack of Crayons
- Glue Stick
- Child Scissors

These supplies can be used for all 5 weeks of kits. Save them and reuse them!

Early Literacy Kit:


- Dry Erase Pocket
- Dry Erase Marker
- Dry Erase Eraser
- 2 Egg Shakers

These pockets allow children to use the activity sheets repeatedly and the egg shakers make songs much more fun!



Look for this icon for reusable pages!

Preschool Playing



Welcome to the Preschool Early Literacy Kit! Thank you for joining us for our 5 week early literacy program. Each kit will include easy activities based on the 6 skills and 5 practices of early literacy learning to help your preschooler prepare for school readiness!

Books to Share

- **Pete the Kitty and the Groovy Playdate** by Kim Dean
- **Play Outside!** by Laurent Moreau
- **Harry the Dirty Dog** by Gene Zion

Interested in more? Go to
hcpl.net to request
or ask a librarian!

Playing Tip to Share:

- Ask your child to find things in the store that start with the first letter of their name
- Use synonyms to words your child knows when playing with them

Request an Early Literacy Tips
Flashcard Keyring from your
library for more!

Playing Kit Contents:


Overview Sheet, Song Sheet, 6 Reusable Play Activity Sheets, Cutting Activity, Letter Tracing Guide, 12 Reusable Letter Tracing Activity Sheets, Flannel Story and Instructions, Velcro Dots, Sensory Craft



Scan here for
more Early
Literacy Info!

**growing
readers**
@hcpl

Preschool Playing



Songs About Playing:

"If You're Happy and You Know It"

If you're happy and you know it, clap your hands!
If you're happy and you know it, clap your hands!
If you're happy and you know it,
then you're ears will surely show it!
If you're happy and you know it, clap your hands!

Try your nose, feet, and other body parts!

"Did You Ever See a Doggie"

Did you ever see a doggie, a doggie, a doggie
Did you ever see a doggie run this way and that?
Run this way and that way, run this way and that way!
Did you ever see a doggie run this way and that?

Try a fish, bunny, and other animals! How do they move?




Scan here for
more Early
Literacy Info!


**growing
readers**
@hcpl




Shape Trace




BOAT



BEAR



PUPPET




BLOCKS


Trace the shape around each toy




Matching




DRAMATIC
PLAY



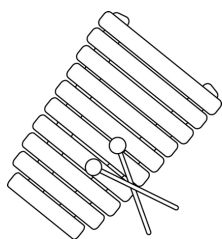
DRESS UP




DRESS UP




DRAMATIC
PLAY



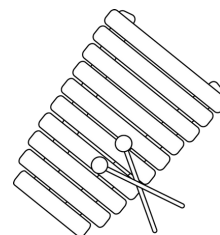
MUSIC
PLAY



BLOCK
PLAY



BLOCK
PLAY



MUSIC
PLAY

Draw a line to match each type of play



Letter Search

P p

p

T

X

E

S

A

P

W

V

P

B

r

k

V

p

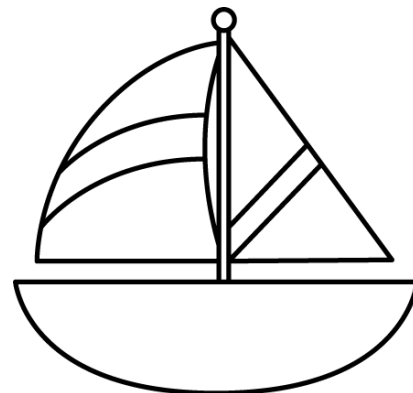








H

C


Find and circle the letter P p




Find the Biggest



Circle the biggest toy in each row



Coloring







Color five boats

(This page doesn't go in your dry erase pocket)




I Spy


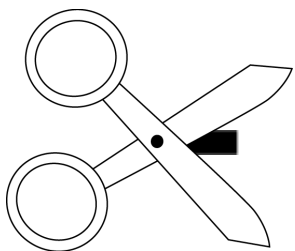

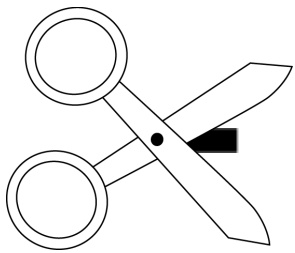

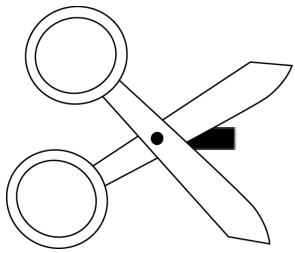
5		4		3	
---	---	---	---	---	---



Circle each toy item above and place a checkmark in the boxes when you find the total number!



Cutting Practice



Cut along the dotted lines
(This page doesn't go in your dry erase pocket)

Letter Tracing



Welcome to the Preschool Early Alphabet Tracing Activity Sheets!

Each of our 5 kits will include these pages to help start your preschooler to become familiar with the alphabet. Help them trace the letters, both capital and lowercase, to develop early literacy skills!

Kits and Letter Tracing

- **Reading!** Letters Aa- Ee
- **Writing!** Letters Ff- Jj
- **Singing!** Letters Kk- Oo
- **Talking!** Letters Pp- Tt
- **Playing!** Letters Uu- Zz

Tracing Tip:

- Using pencil grips can help little ones learn how to hold pencils properly

Flip this page over for more tips on the back!

All letter tracing sheets have capital letters on the front, and lowercase on the back!



Scan here for
more Early
Literacy Info!

Letter Tracing



Letter tracing is closely linked to the 3 early literacy practices of Reading, Writing, and Talking. As children develop fine motor skills and the ability to control the small muscles in their hands, the desire to scribble and write will follow shortly behind.

Tips for Fine Motor Skills:

- Encourage scribbling with crayons or outside chalk
- Make crafts together that need a glue stick to complete
- Play with playdough and encourage your child to squeeze, stretch, pinch and roll “snakes” or “worms”

Tracing Tips:

- Practice writing letters in mashed potatoes, sugar, or flour
- Help kids feel themselves making letters when they write by putting paper on top of something bumpy, like sandpaper or a rough plastic placemat.
- Emphasize the lines on tracing paper by tracing them with fabric paint or school glue. The pencil will “bump” the lines when little ones write.

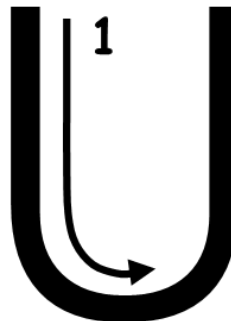


Preschool

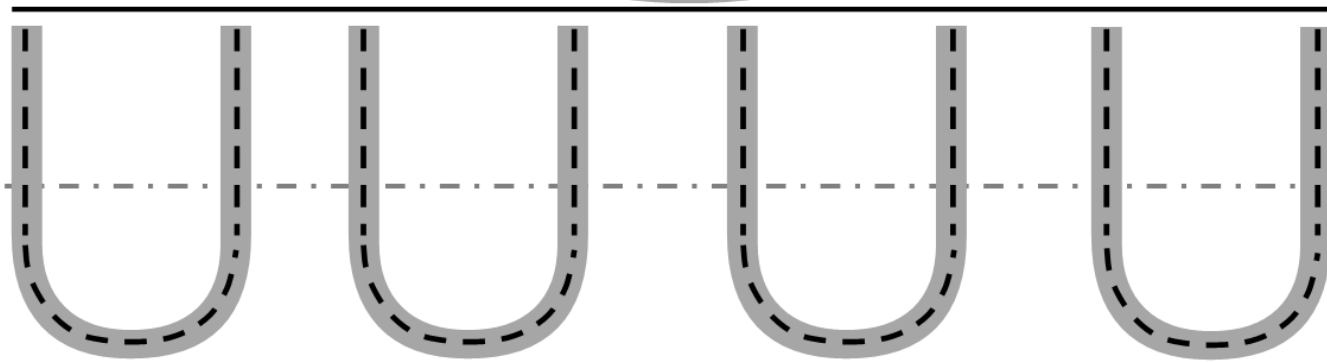
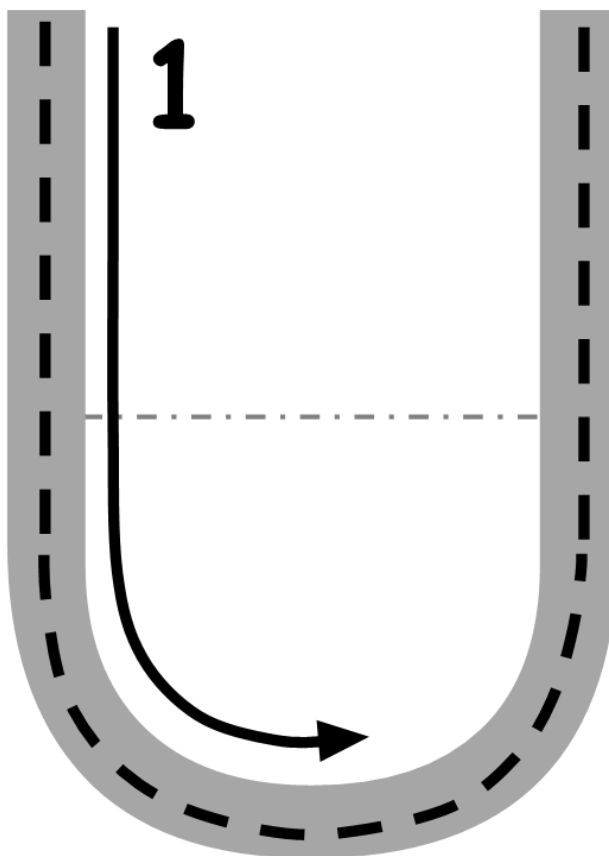
Letter Tracing



Use the dry erase pocket to trace the **uppercase letter** on the dotted lines for early literacy fun, over and over again!



Umbrella



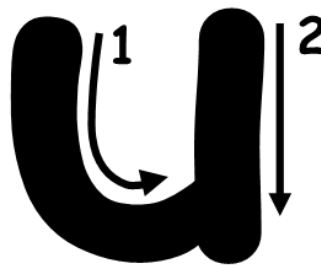


Preschool

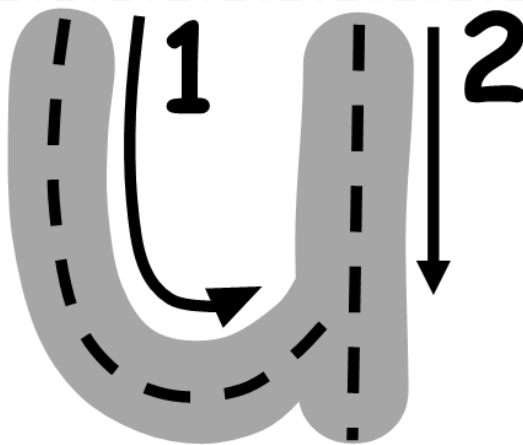
Letter Tracing



Use the dry erase pocket to trace the **lowercase letter** on the dotted lines for early literacy fun, over and over again!



umbrella



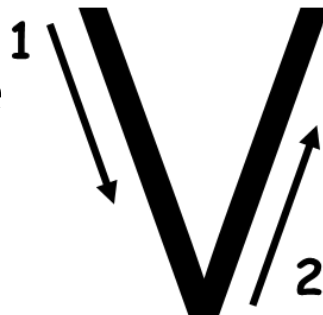


Preschool

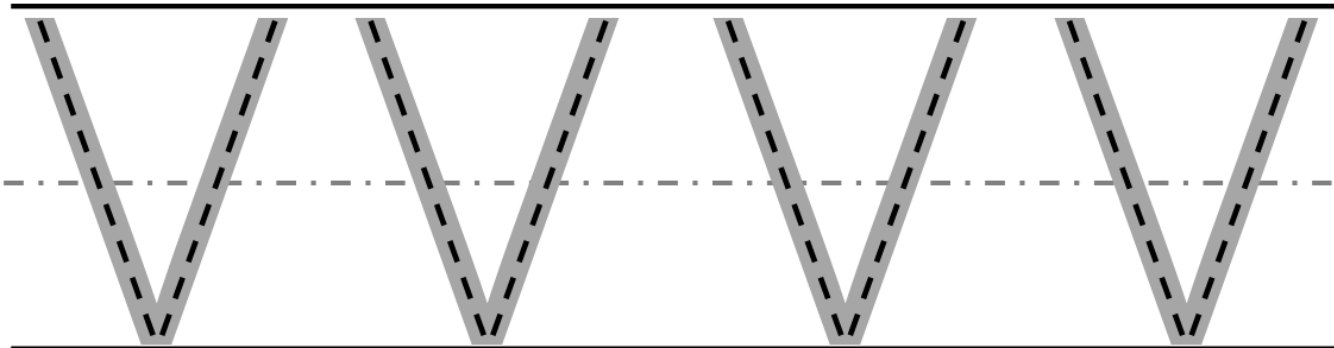
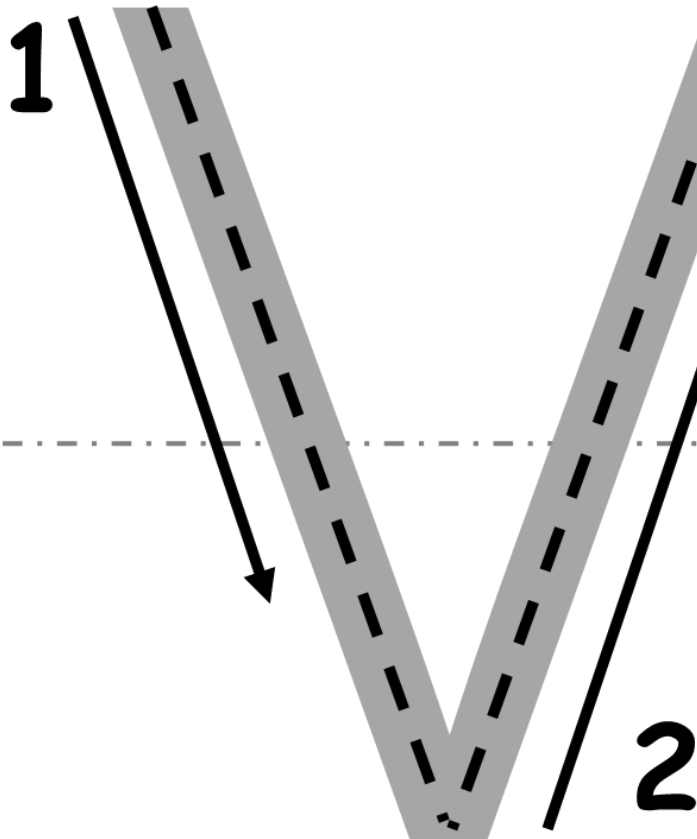
Letter Tracing



Use the dry erase pocket to trace the **uppercase letter** on the dotted lines for early literacy fun, over and over again!



Vest





Preschool

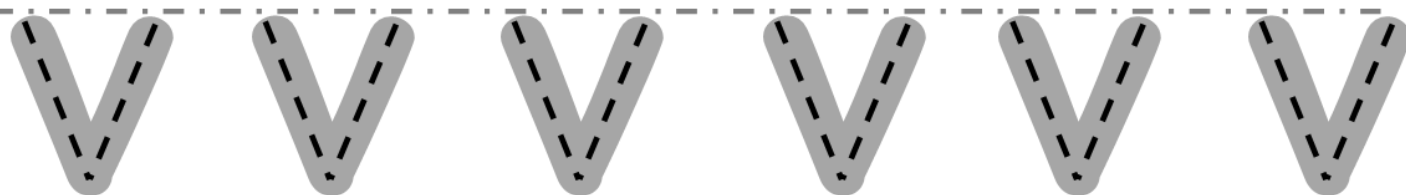
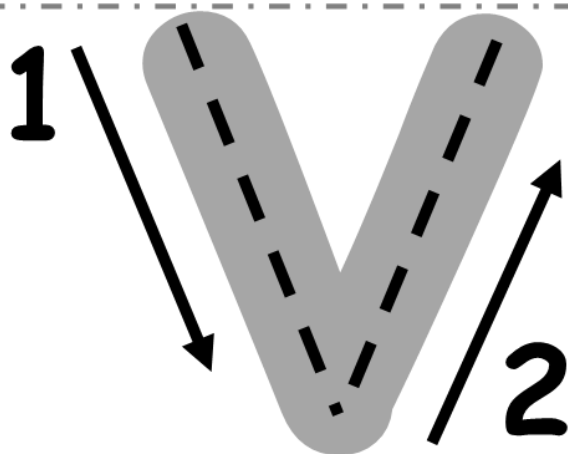
Letter Tracing



Use the dry erase pocket to trace the **lowercase letter** on the dotted lines for early literacy fun, over and over again!



vest



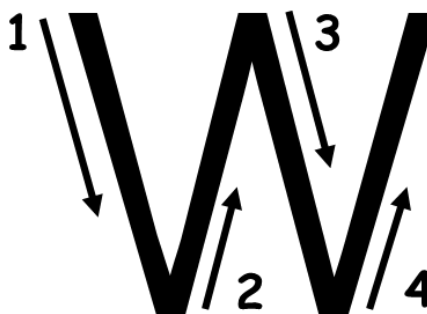


Preschool

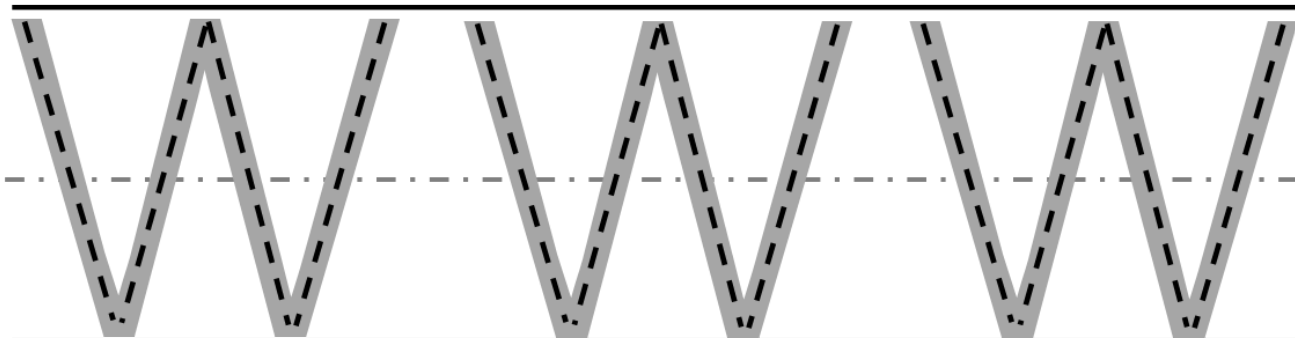
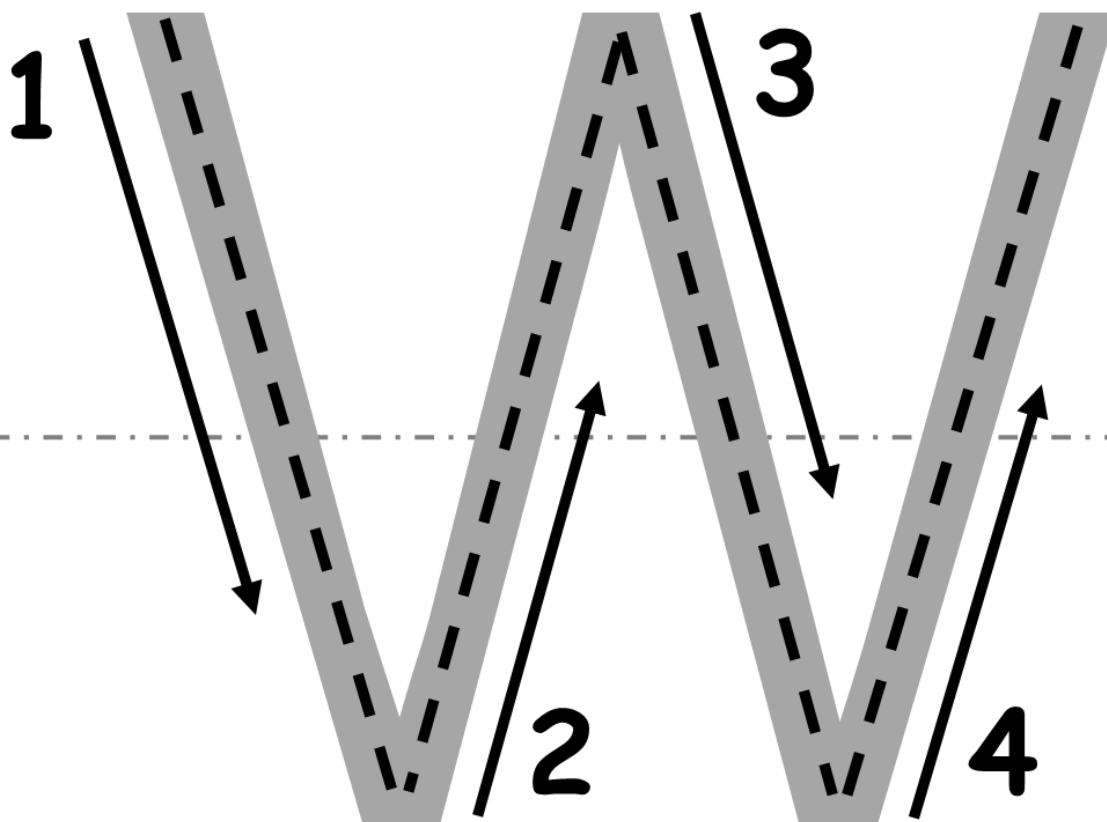

Letter Tracing



Use the dry erase pocket to trace the **uppercase letter** on the dotted lines for early literacy fun, over and over again!



Watch





Preschool

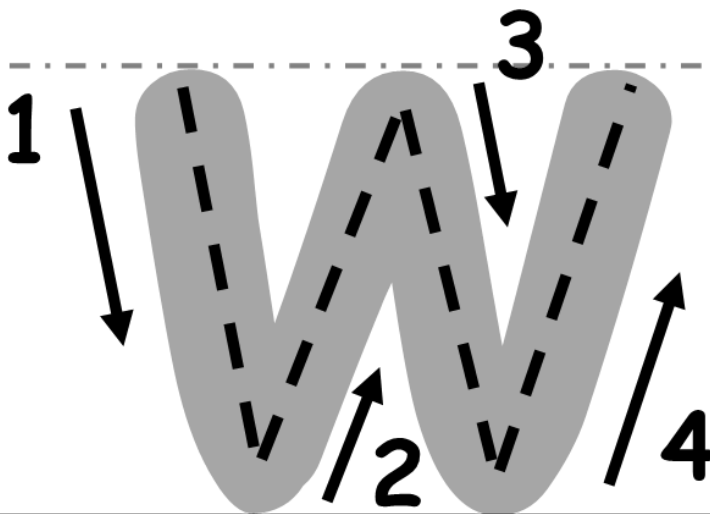

Letter Tracing



Use the dry erase pocket to trace the **lowercase letter** on the dotted lines for early literacy fun, over and over again!



watch



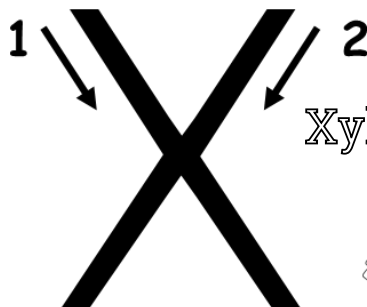


Preschool

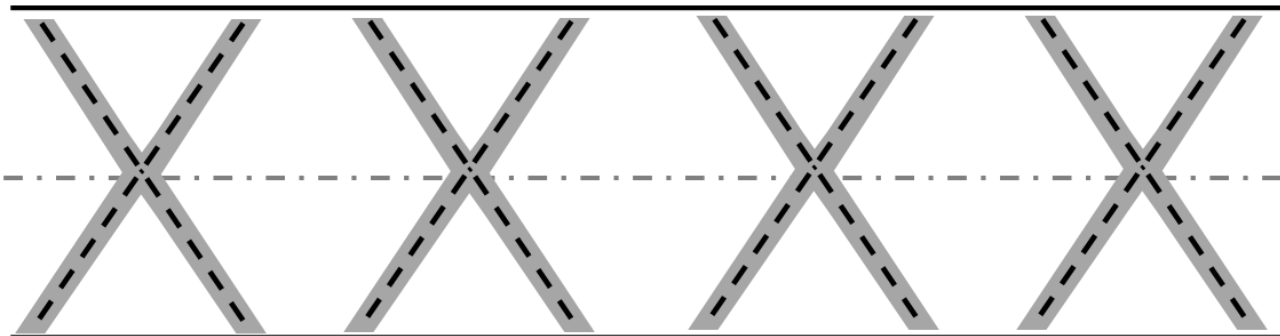
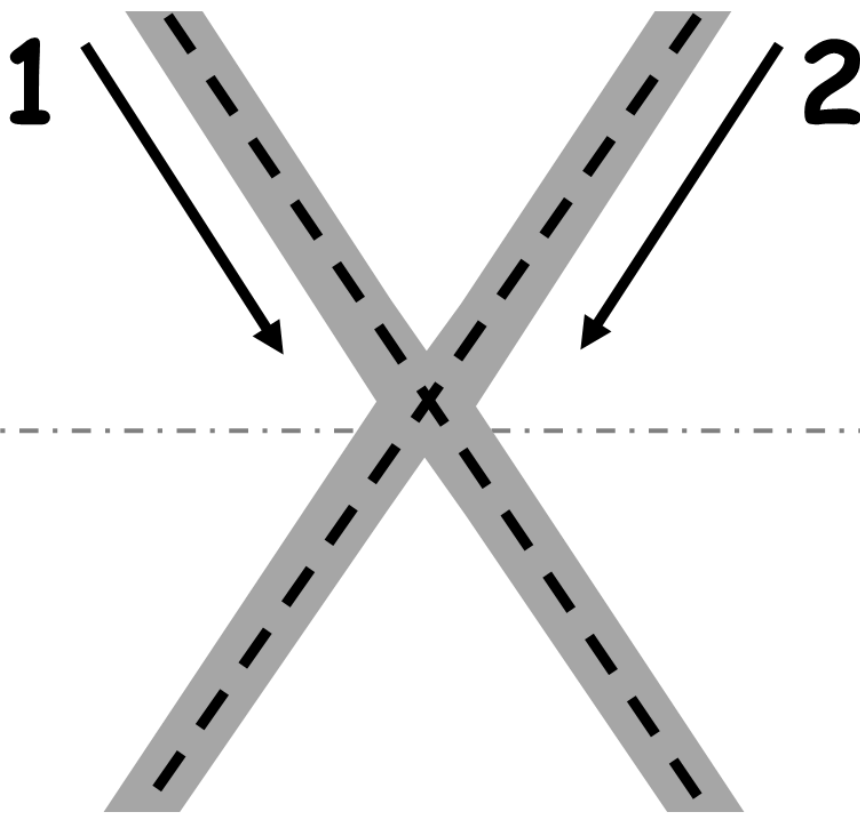
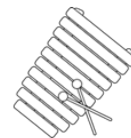
Letter Tracing



Use the dry erase pocket to trace the **uppercase letter** on the dotted lines for early literacy fun, over and over again!



Xylophone





Preschool

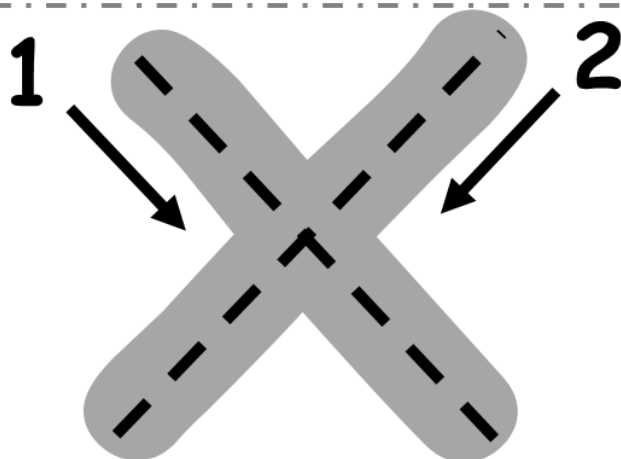
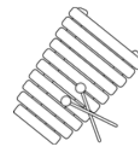
Letter Tracing



Use the dry erase pocket to trace the **lowercase letter** on the dotted lines for early literacy fun, over and over again!



xylophone



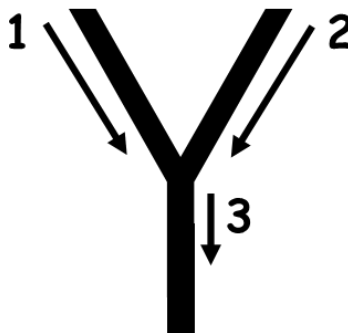


Preschool

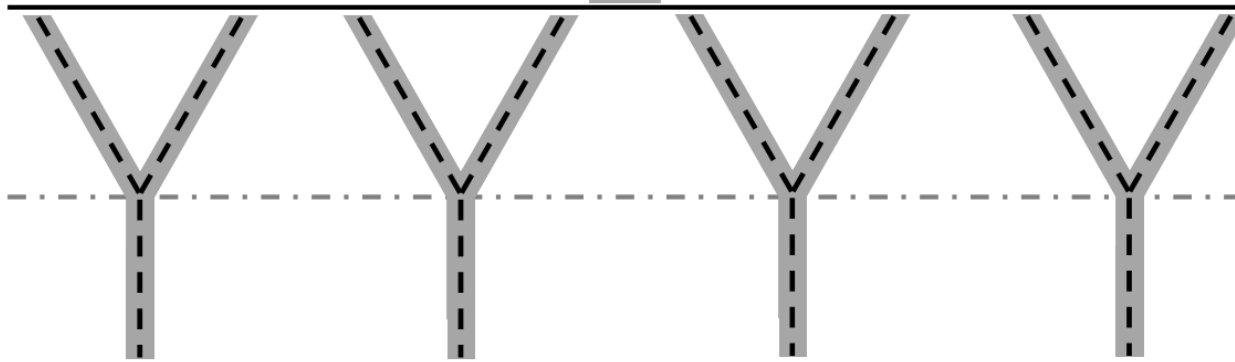
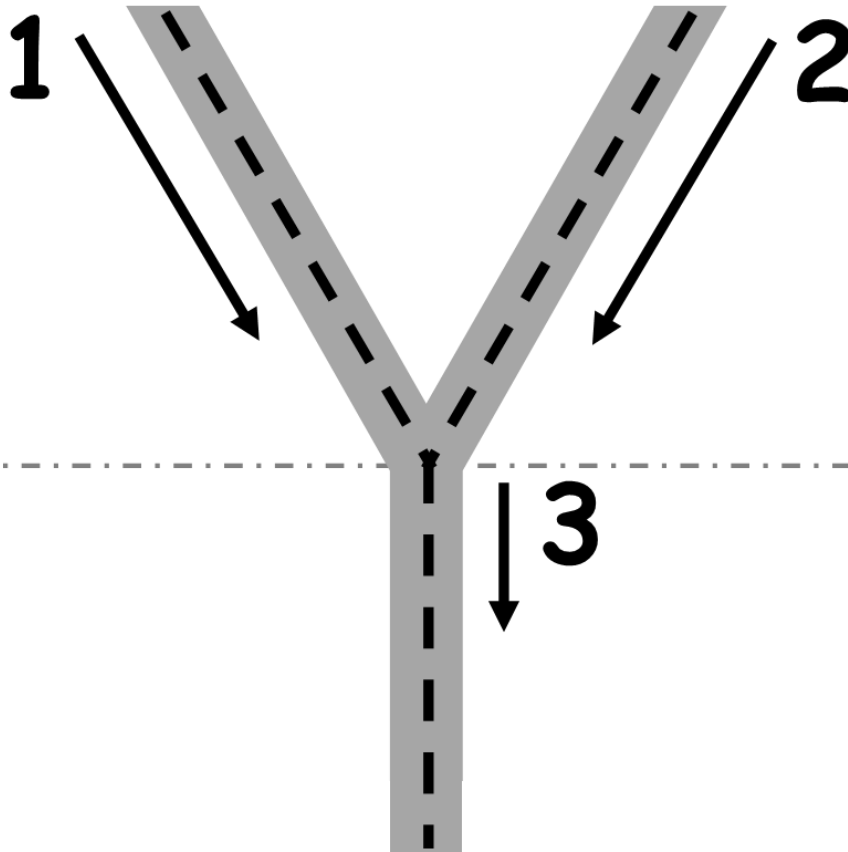
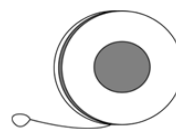
Letter Tracing



Use the dry erase pocket to trace the **uppercase letter** on the dotted lines for early literacy fun, over and over again!



Yo-Yo



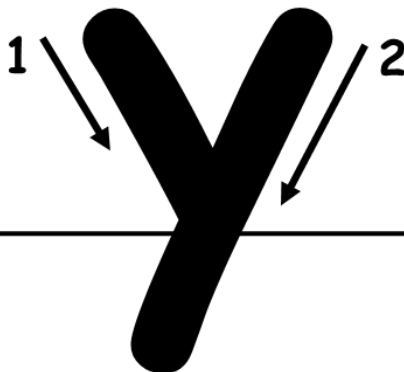


Preschool

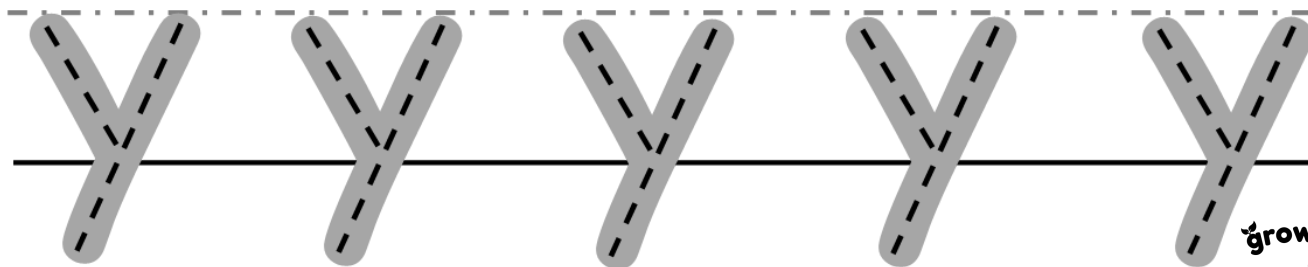
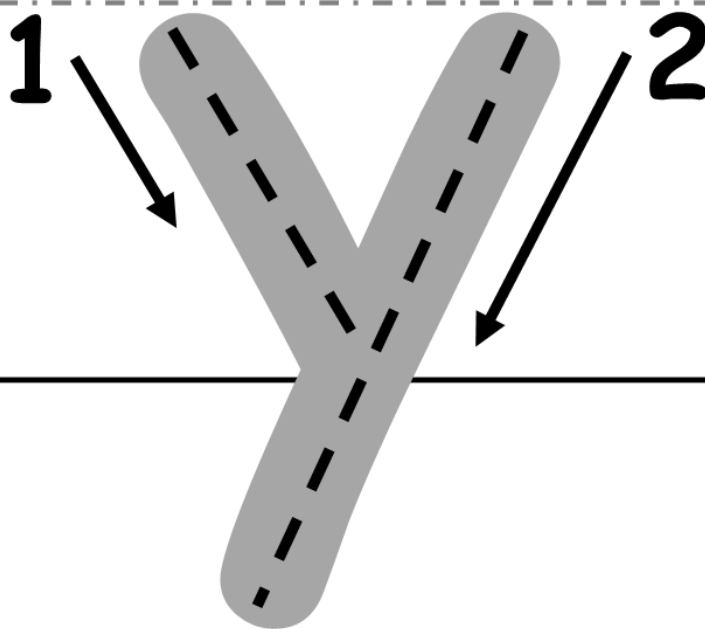
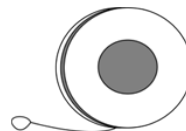
Letter Tracing



Use the dry erase pocket to trace the **lowercase letter** on the dotted lines for early literacy fun, over and over again!



yo-yo



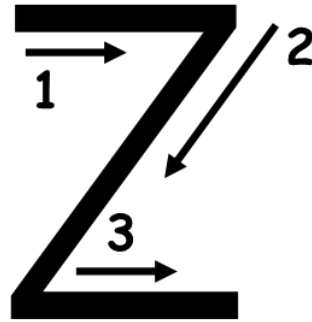


Preschool

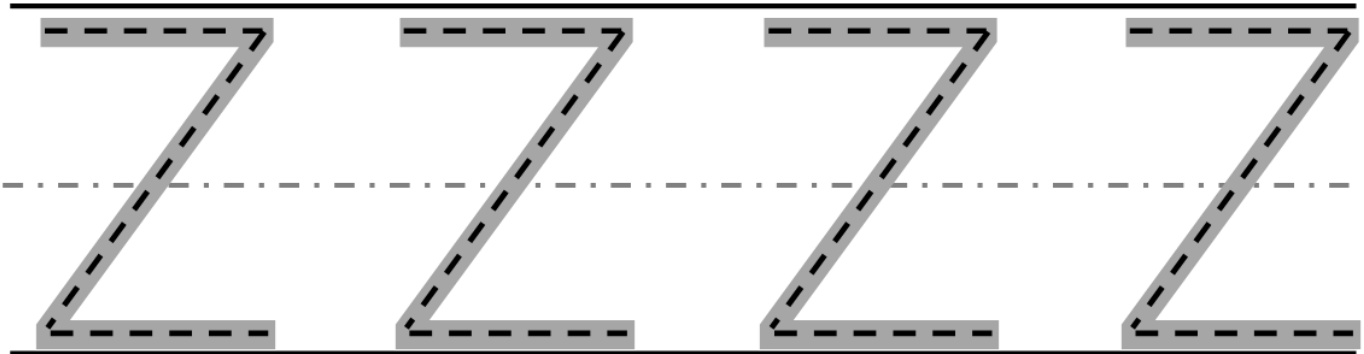
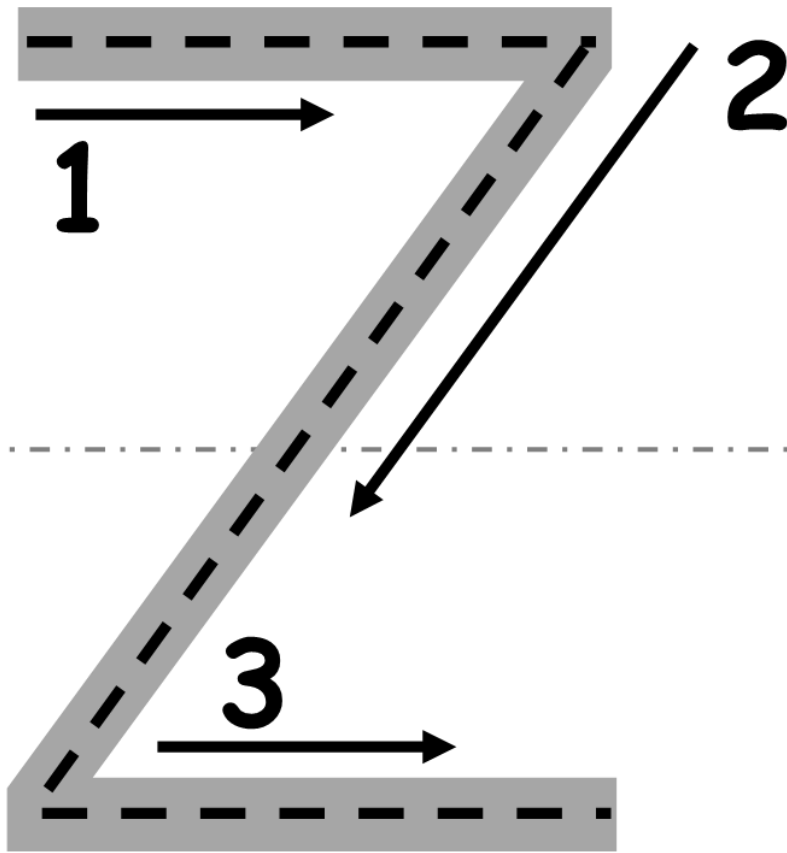
Letter Tracing



Use the dry erase pocket to trace the **uppercase letter** on the dotted lines for early literacy fun, over and over again!



Zebra



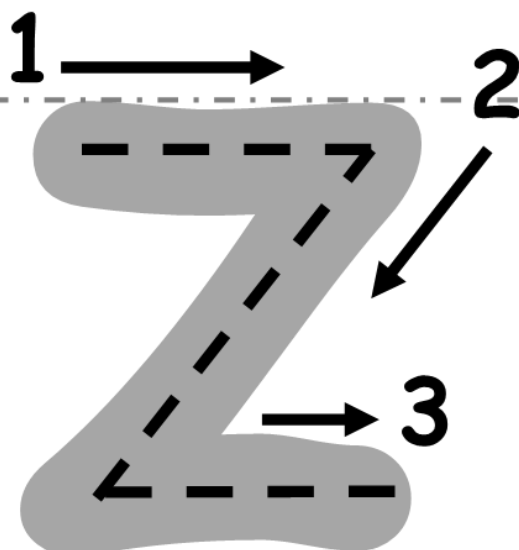
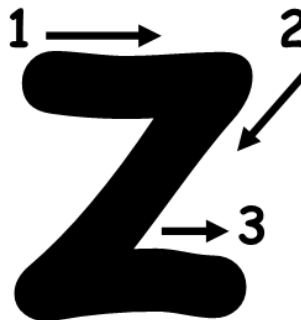



Preschool

Letter Tracing





Use the dry erase pocket to trace the **lowercase letter** on the dotted lines for early literacy fun, over and over again!






Flannel Story Instructions

- Color all 4 little pigs
- Cut out the 4 pigs along the dotted squares
- Apply one “scratchy” Velcro dot to the backs of each of the 4 pigs
- Use the felt piece to attach the four little pigs
- Read through the rhyming flannel story and think of other silly words that rhyme
- Practice counting the 4 little pigs
- Make up a pig story of your own!





The Four Little Pigs

Four little pigs weren't very purty.

Squish, squash, squish, in the mud till all of them were dirty!

The farmer took a pig out, and cleaned it up all snazzy,

Now only three little pigs played in the mud all happy!



Repeat the rhyme as all the pigs get cleaned counting down from **three** little pigs, **two** little pigs, **one** little pig, to **no** little pigs.


Four little pigs were all very purty!

Splish, splash, splish none of them were dirty!


Until the farmer turned his back, and what do you know?

Squish, squash, squish back in the mud they did go!





Sensory Craft



Use the "fuzzy" velcro dots to give teddy bear polka dots and "snuggle" them!