

Preschool



Letter to the Grownup

Dear Parents and Caregivers,

Thank you for planting seeds of learning with the Harris County Public Library, Growing Readers program. This program is designed to help children from birth to age five develop the skills and learn the tools that will help them become readers and strong lifelong learners. It is never too early to begin reading to your child!

We have divided our program into three levels, Little Seeds & Little Sprouts (Prenatal & Infant,) Little Buds (Toddler,) Little Readers (Preschool). We have staff-created flashcard sets available for each of these age brackets. All of our initiatives recognize the five practices that best build early literacy skills: Singing, Talking, Writing, Reading, and Playing.

There are kits available for Toddlers and for Preschool children. These kits offer guidance for caregivers to adapt their regular activities into early literacy-building moments. We have also incorporated the national reading initiative, 1,000 books Before Kindergarten, and the word goal of children hearing 30 million Words before four into our program. You'll be able to keep track of your reading with our Beanstack App.

We currently have Family Place centers at thirteen of our branches which allow our youngest patrons to learn through play by interacting in safe, thoughtfully designed spaces. Each Family Place center also offers free parenting workshops. All twenty-six locations offer story times throughout the week. We look forward to growing little readers with you.

Regards,

A handwritten signature in blue ink, appearing to read "Edward Melton".

Edward Melton
Executive Director
Harris County Public Library



Craft Kit & Early Literacy Kit

In the first week of this program, all preschool kits will include a Craft Kit and Early Literacy Kit with materials to support the included activities based on the 6 skills and 5 practices of early literacy learning.

Craft Kit:

- Pencil Bag
- 4 Pack of Crayons
- Glue Stick
- Child Scissors

These supplies can be used for all 5 weeks of kits. Save them and reuse them!

Early Literacy Kit:

- Dry Erase Pocket
- Dry Erase Marker
- Dry Erase Eraser
- 2 Egg Shakers

These pockets allow children to use the activity sheets repeatedly and the egg shakers make songs much more fun!



Look for this icon for reusable pages!

Preschool Singing



Welcome to the Preschool Early Literacy Kit! Thank you for joining us for our 5 week early literacy program. Each kit will include easy activities based on the 6 skills and 5 practices of early literacy learning to help your preschooler prepare for school readiness!

Books to Share

- **Row, Row, Row Your Boat**
by Jane Cabrera
- **Twinkle, Twinkle, Little Car**
by Kate Dopirak
- **I Got the Rhythm** by Connie Schofield-Morrison
- **Jazz Baby** by Lisa Wheeler

Interested in more? Go to hcpl.net to request or ask a librarian!

Singing Tip to Share:

- Singing helps children hear the smaller sounds in words.
- Clap for each syllable in a song.

Request an Early Literacy Tips Flashcard Keyring from your library for more!

Singing Kit Contents:

Overview Sheet, Song Sheet, 6 Reusable Writing Activity Sheets, Cutting Activity, Letter Tracing Guide, 10 Reusable Letter Tracing Activity Sheets, Flannel Story and Instructions, Velcro Dots, Sensory Craft



Scan here for
more Early
Literacy Info!

Preschool
Singing



Songs for Singing:

"Twinkle Twinkle, Little Star"

Twinkle, twinkle little star,
How I wonder what you are.
Up above the world so high,
Like a diamond in the sky.

Twinkle, twinkle little star,
How I wonder what you are.

"The Itsy Bitsy Spider"

The itsy bitsy spider went up the water spout
Down came the rain and washed the spider out
Out came the sun and dried up all the rain
So the itsy bitsy spider went up the spout again.



Scan here for
more Early
Literacy Info!




Preschool


Singing



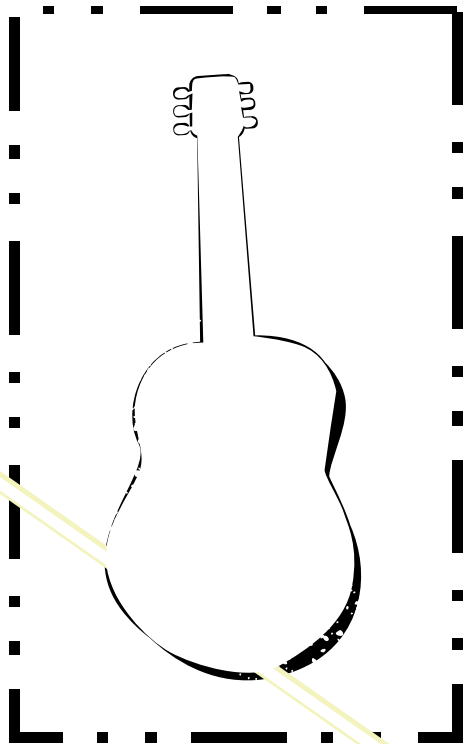
Shape Trace



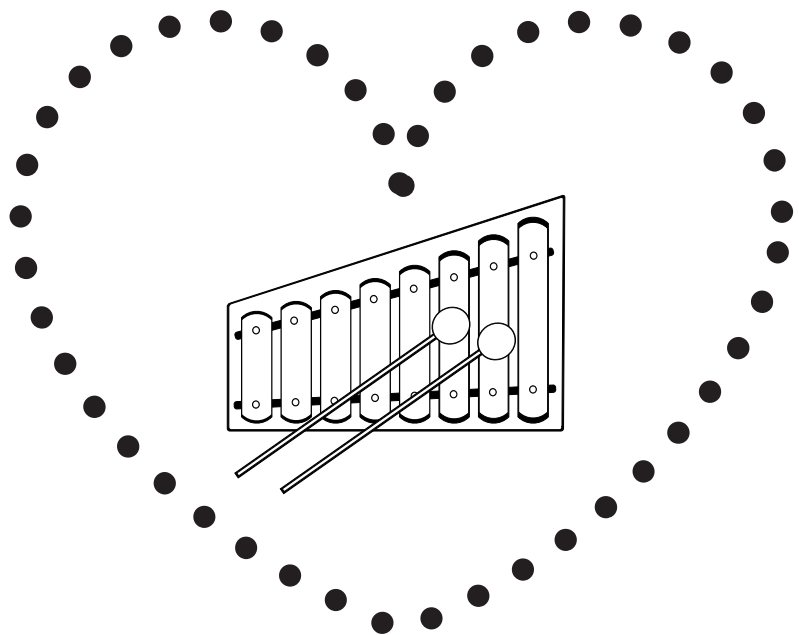
DRUM



MARACAS



GUITAR



XYLOPHONE

Trace the shape around each instrument



Preschool

Singing




Find the Rhyme


Words that rhyme have the same ending sound.



sing




dog




ring



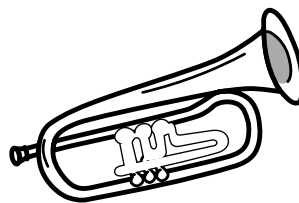
guitar




cat



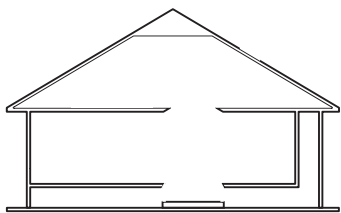
bird



trumpet




hat



house




mouse



bell




cloud




tree




drum



bear




bee

Identify the four items on the left, then circle the word in each row that rhymes! 




Starts With




Snail




Dog




Sun




Apple



Sloth



Drum



Pizza



Star



Scissors

Circle all the items that start with the letter "S"



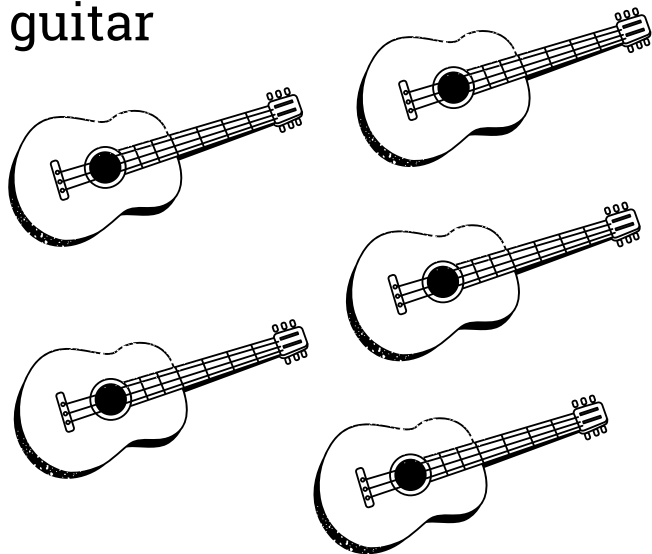
Preschool

Singing



Count the Items

guitar




5

8

3


music note



4

9

7




drum

2

3

6



bell

8

1

5

Count the items and circle the correct number for each

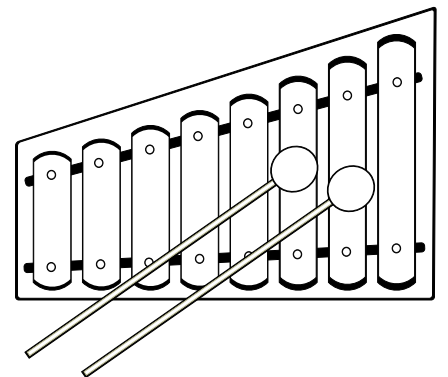
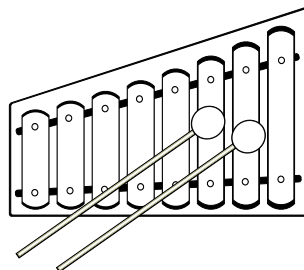
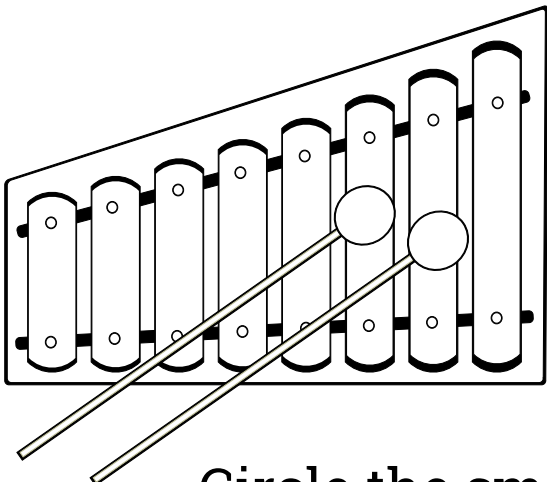








Preschool

Singing



Find the Smallest




Circle the smallest instrument in each row

Singing



I Spy


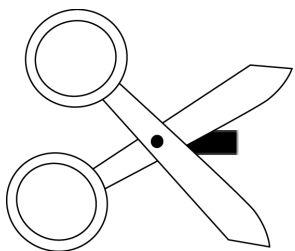
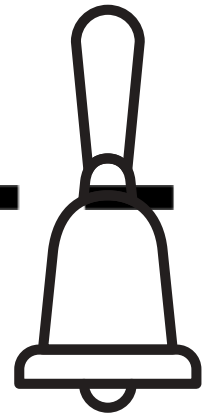
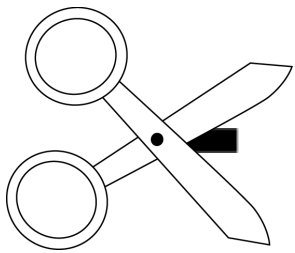
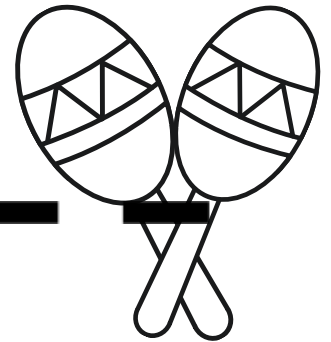
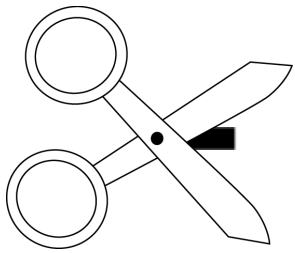
5		4		2	
---	---	---	---	---	---



Circle each musical item above and place a checkmark in the boxes when you find the total number!



Cutting Practice



Cut along the dotted lines
(This page doesn't go in your dry erase pocket)

Letter Tracing



Welcome to the Preschool Early Alphabet Tracing Activity Sheets!

Each of our 5 kits will include these pages to help start your preschooler to become familiar with the alphabet. Help them trace the letters, both capital and lowercase, to develop early literacy skills!

Kits and Letter Tracing

- **Reading!** Letters Aa- Ee
- **Writing!** Letters Ff- Jj
- **Singing!** Letters Kk- Oo
- **Talking!** Letters Pp- Tt
- **Playing!** Letters Uu- Zz

Tracing Tip:

- Using pencil grips can help little ones learn how to hold pencils properly

Flip this page over for more tips on the back!

All letter tracing sheets have capital letters on the front, and lowercase on the back!



Scan here for
more Early
Literacy Info!

Letter Tracing



Letter tracing is closely linked to the 3 early literacy practices of Reading, Writing, and Talking. As children develop fine motor skills and the ability to control the small muscles in their hands, the desire to scribble and write will follow shortly behind.

Tips for Fine Motor Skills:

- Encourage scribbling with crayons or outside chalk
- Make crafts together that need a glue stick to complete
- Play with playdough and encourage your child to squeeze, stretch, pinch and roll “snakes” or “worms”

Tracing Tips:

- Practice writing letters in mashed potatoes, sugar, or flour
- Help kids feel themselves making letters when they write by putting paper on top of something bumpy, like sandpaper or a rough plastic placemat.
- Emphasize the lines on tracing paper by tracing them with fabric paint or school glue. The pencil will “bump” the lines when little ones write.

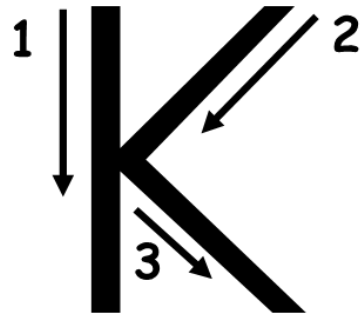


Preschool

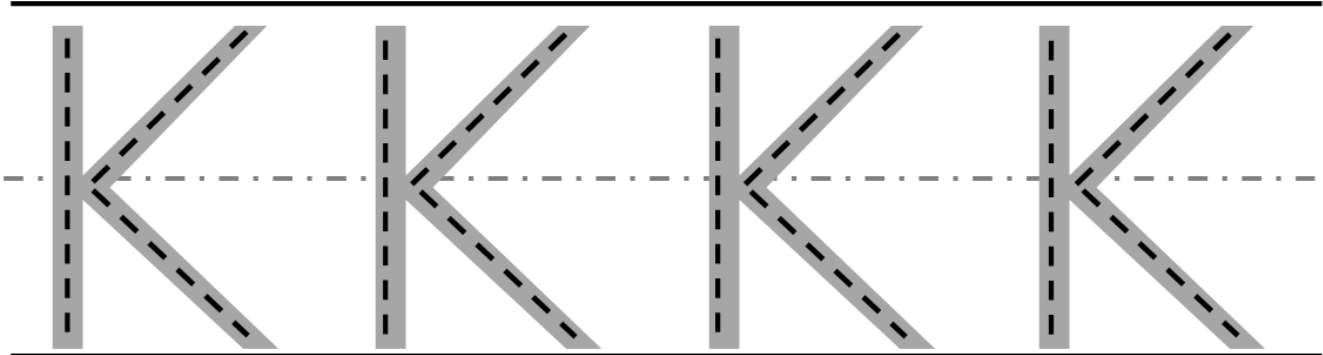
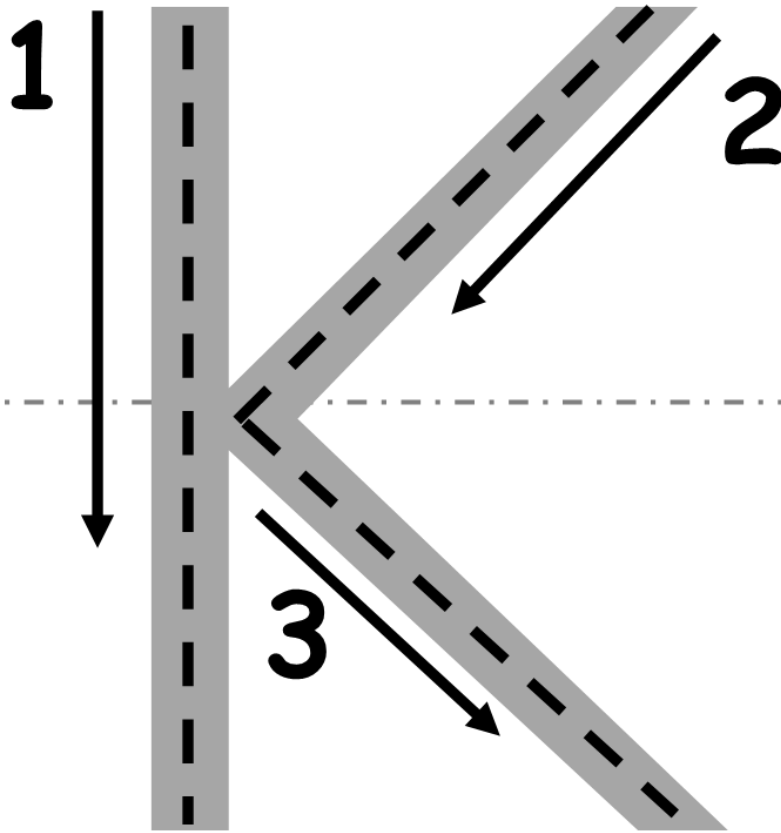
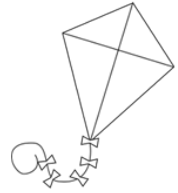
Letter Tracing



Use the dry erase pocket to trace the **uppercase letter** on the dotted lines for early literacy fun, over and over again!



Kite



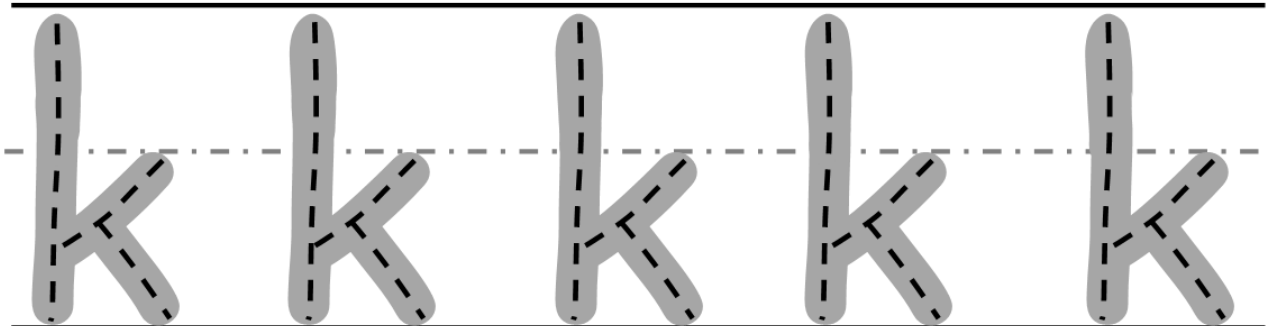
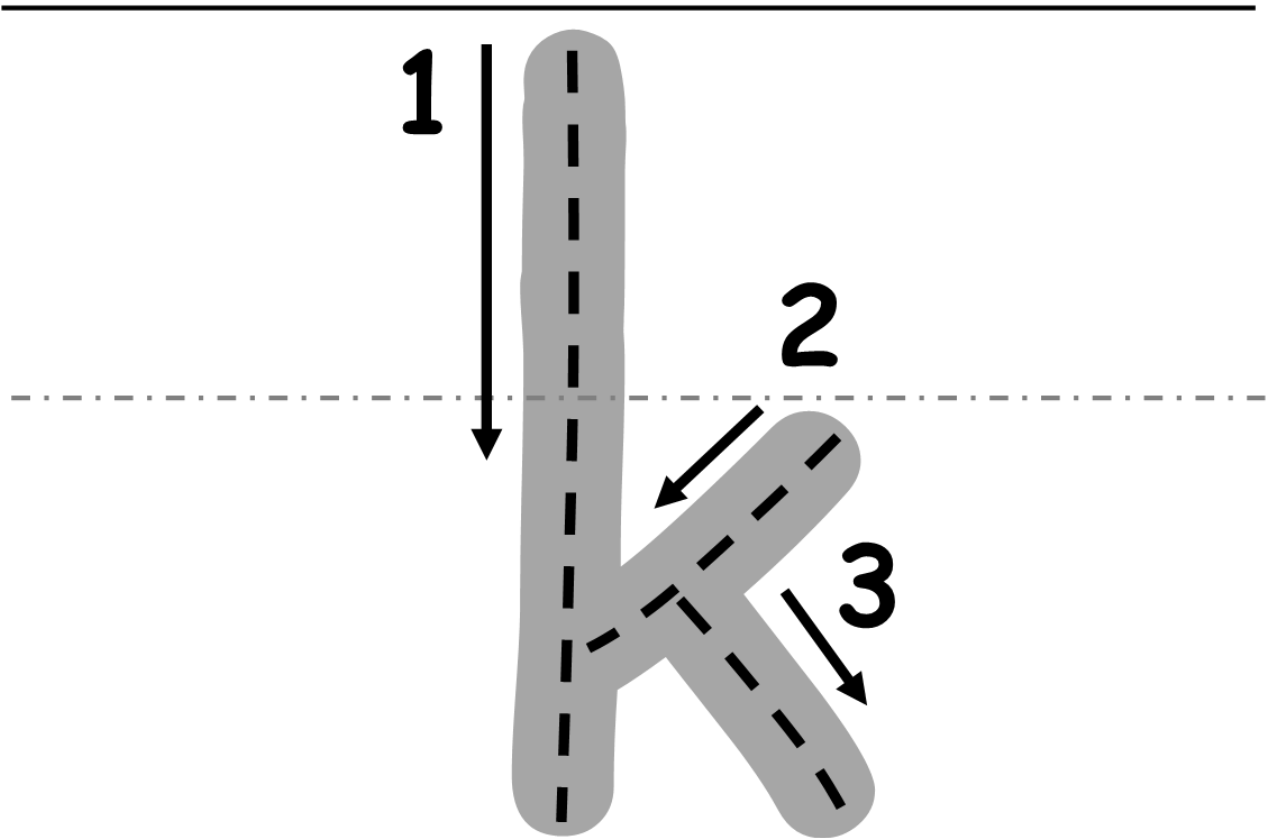
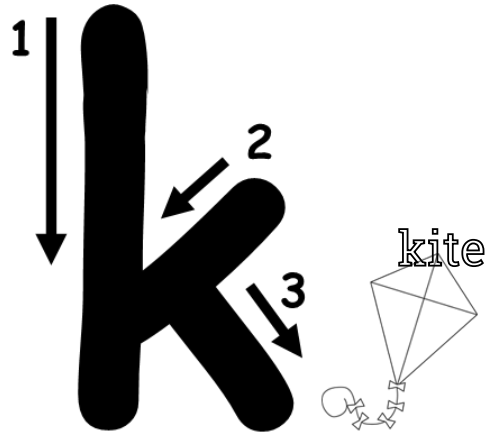


Preschool

Letter Tracing



Use the dry erase pocket to trace the **lowercase letter** on the dotted lines for early literacy fun, over and over again!





Preschool

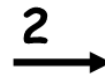
Letter Tracing



Use the dry erase pocket to trace the **uppercase letter** on the dotted lines for early literacy fun, over and over again!



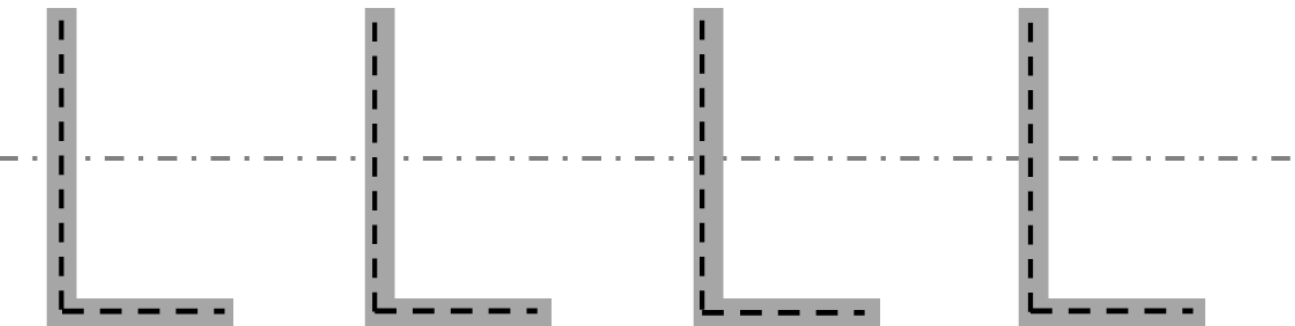
Leaf



1



2





Preschool

Letter Tracing



Use the dry erase pocket to trace the **lowercase letter** on the dotted lines for early literacy fun, over and over again!



leaf



Tracing practice area with a large 'l' and five smaller 'l's on a three-line grid.




Preschool


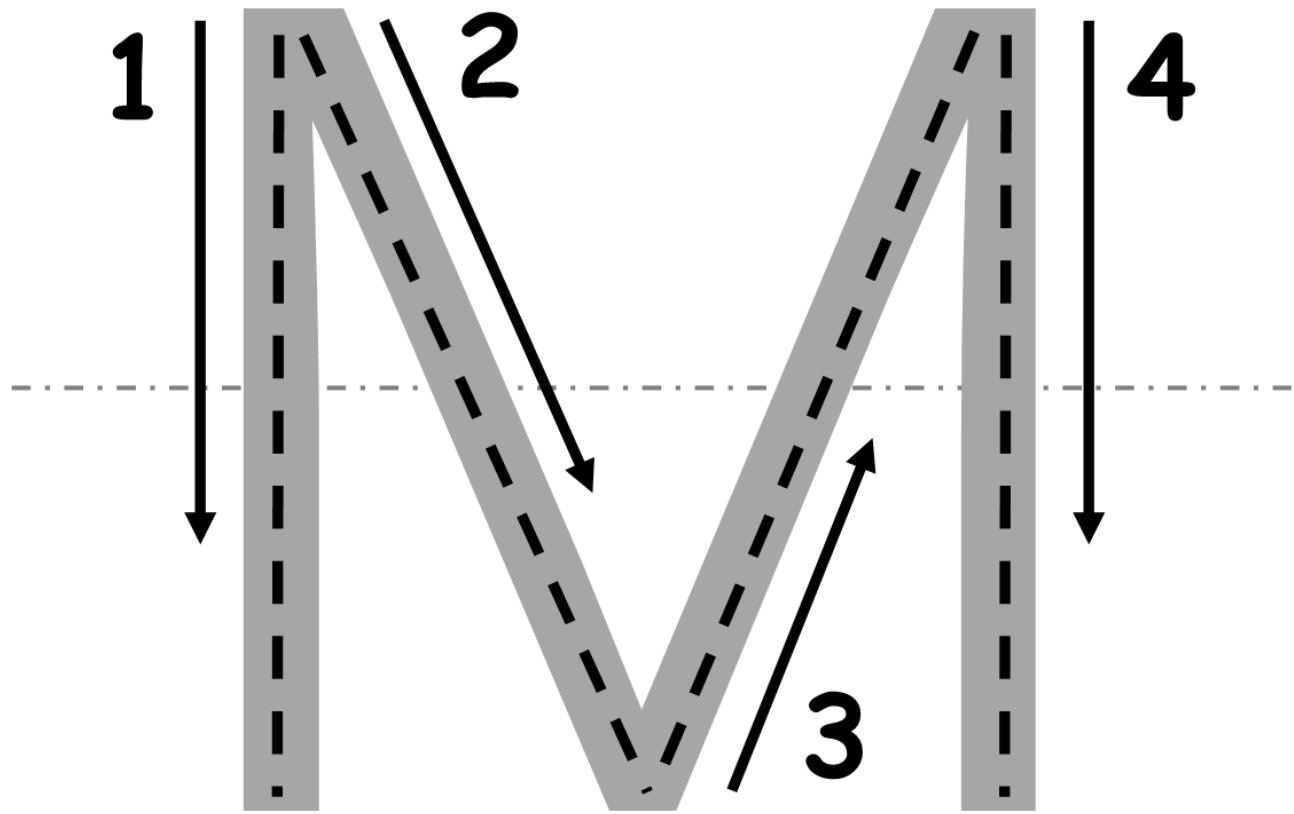

Letter Tracing



Use the dry erase pocket to trace the **uppercase letter** on the dotted lines for early literacy fun, over and over again!



Muffin






Preschool




Letter Tracing



Use the dry erase pocket to trace the **lowercase letter** on the dotted lines for early literacy fun, over and over again!



muffin



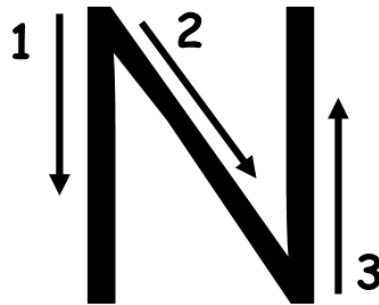


Preschool

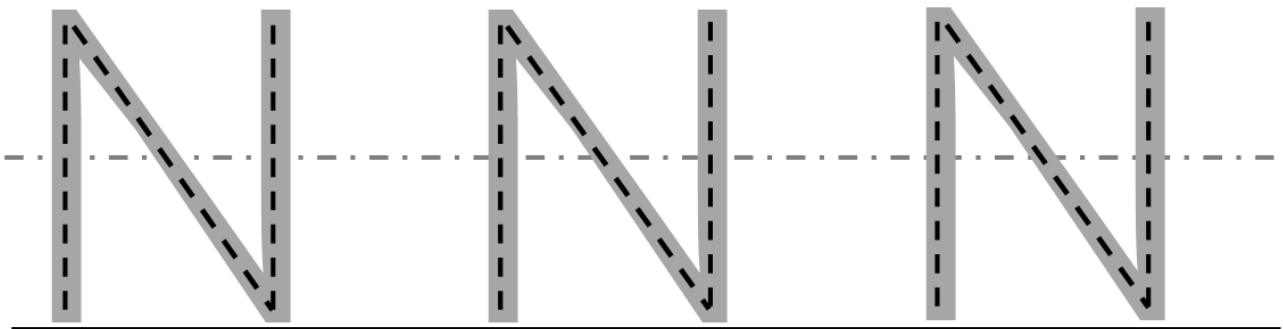
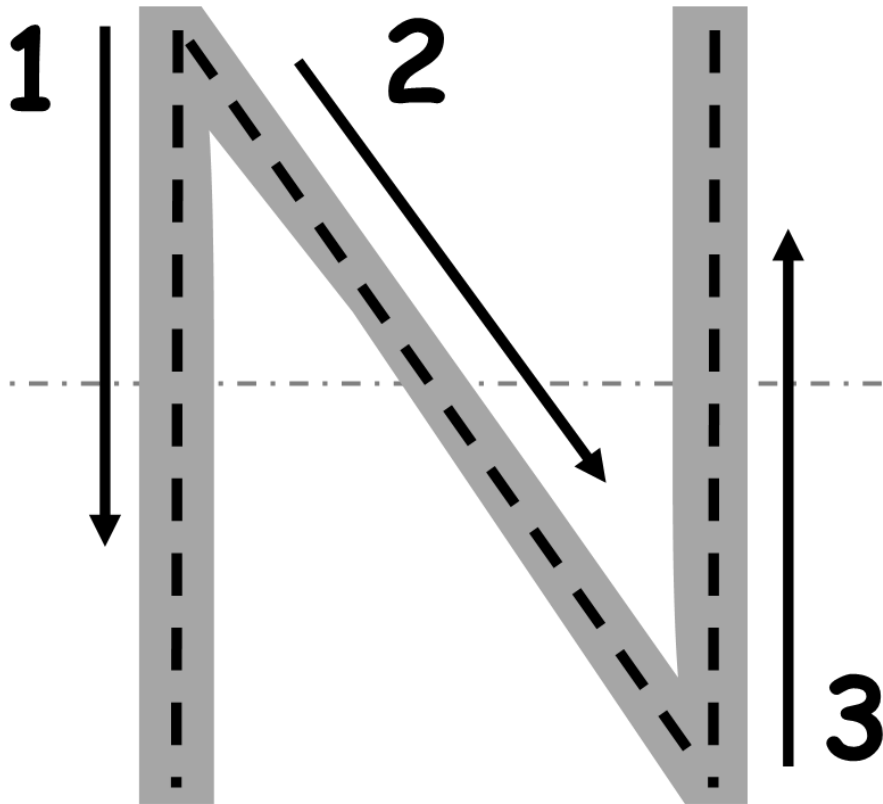
Letter Tracing



Use the dry erase pocket to trace the **uppercase letter** on the dotted lines for early literacy fun, over and over again!



Net



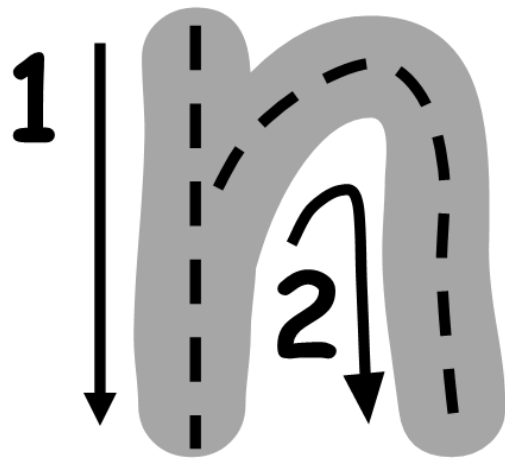



Preschool

Letter Tracing



Use the dry erase pocket to trace the **lowercase letter** on the dotted lines for early literacy fun, over and over again!



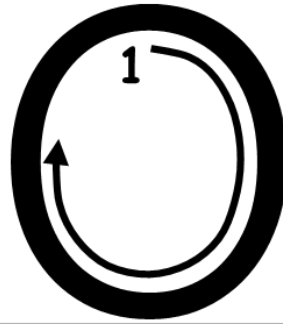


Preschool

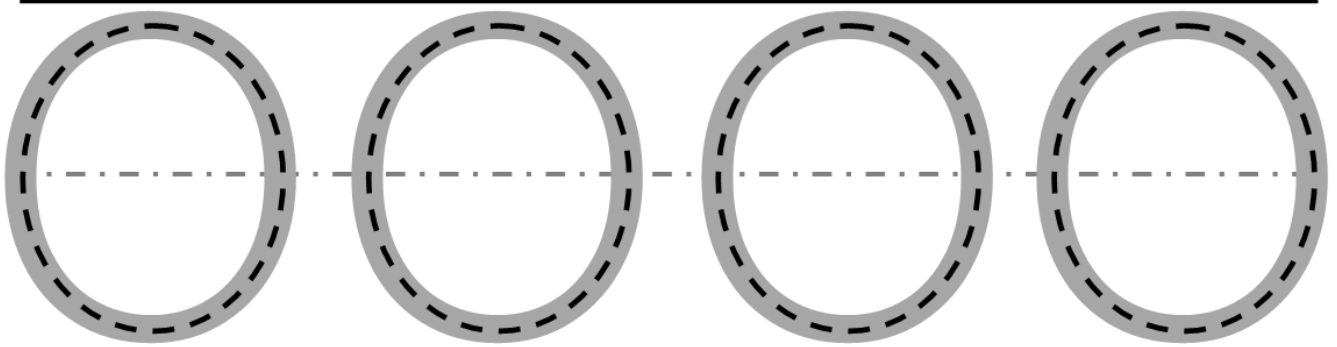
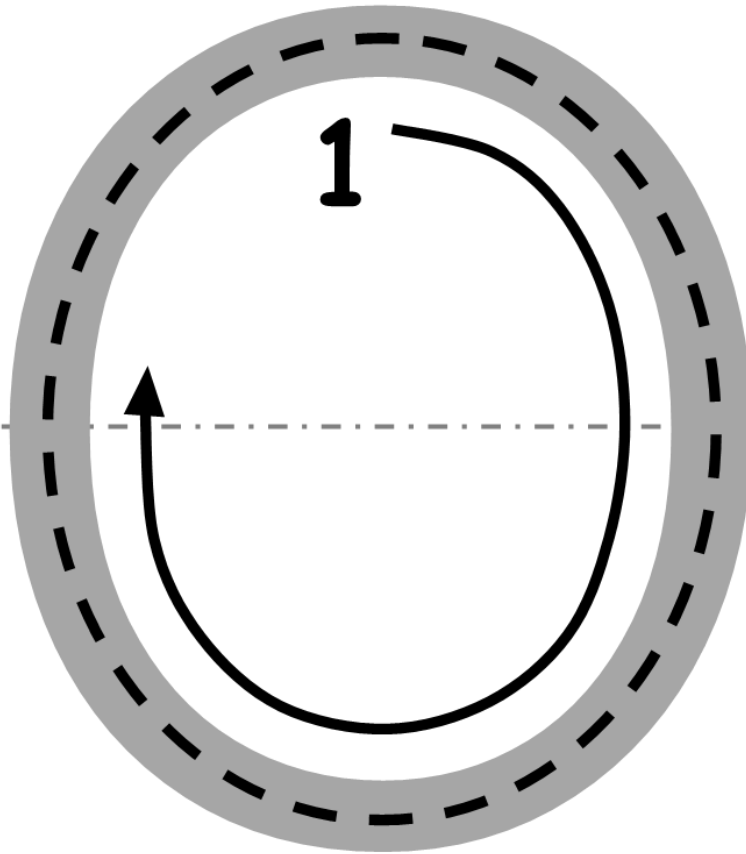

Letter Tracing



Use the dry erase pocket to trace the **uppercase letter** on the dotted lines for early literacy fun, over and over again!



Octopus






Preschool

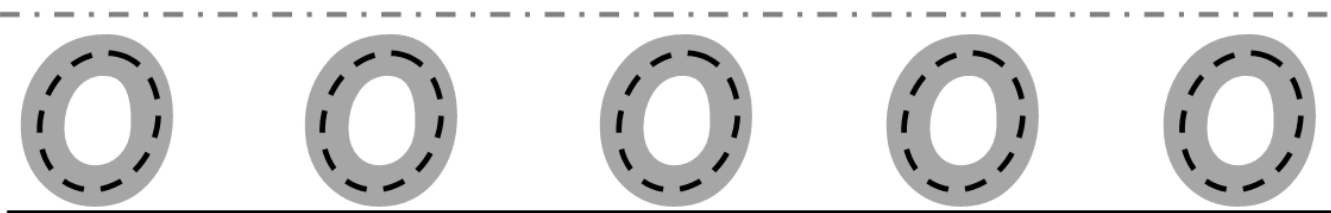
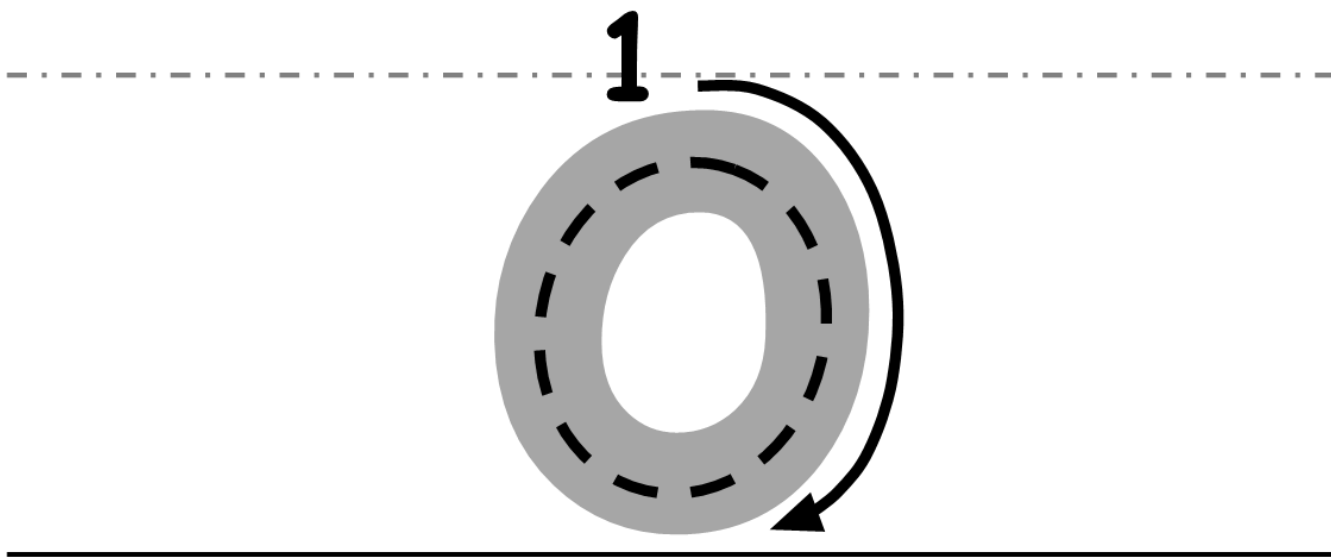
Letter Tracing



Use the dry erase pocket to trace the **lowercase letter** on the dotted lines for early literacy fun, over and over again!

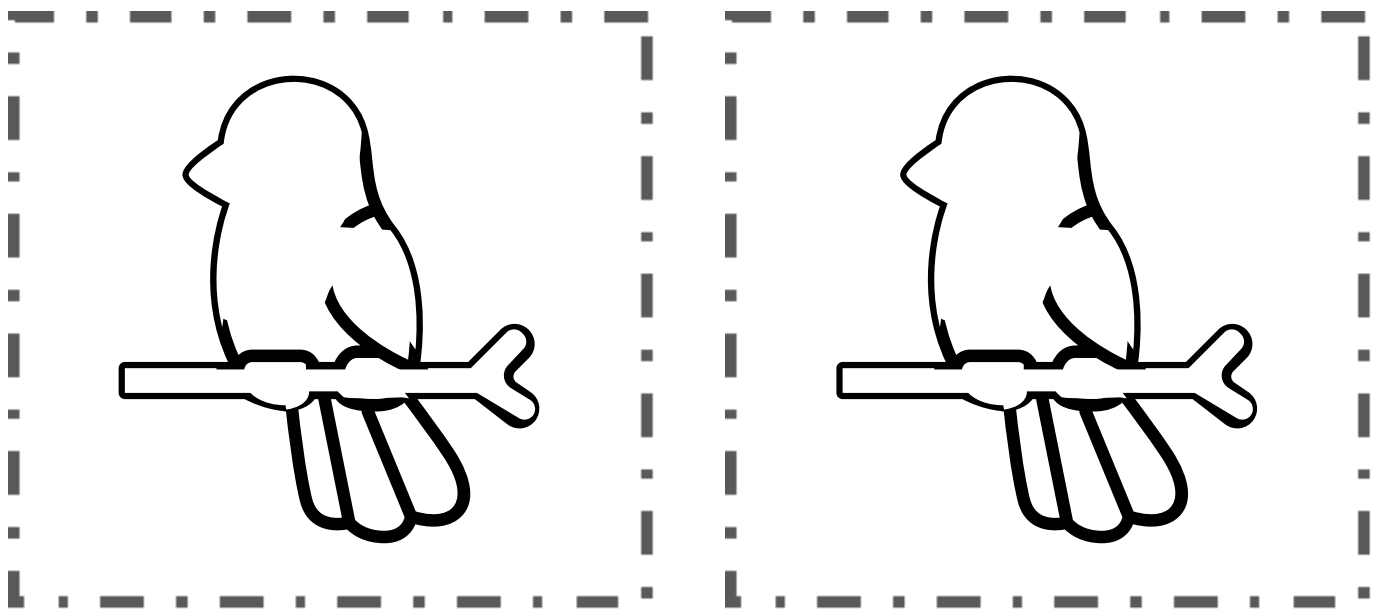


octopus



Flannel Story Instructions

- Color all 4 little birds
- Cut out the 4 birds along the dotted circles
- Apply one “scratchy” Velcro dot to the backs of each bird
- Use the felt piece to attach the 4 little birds
- Read through the flannel story and think of other silly words that rhyme
- Practice counting the 4 little birds
- Make up a bird story of your own!





Four Little Birds

Four little birds singing in a tree. One flew away!
How many do you see? One, two, three!

Three little birds singing in a tree. One flew away!
How many do you see? One, two!


Two little birds singing in a tree. One flew away!
How many do you see? One!

One little bird singing in a tree. One flew away!
How many do you see? None!





Sensory Craft



Use the “fuzzy” Velcro dots to help make Bird's nest soft and warm!