

Preschool



Letter to the Grownup

Dear Parents and Caregivers,

Thank you for planting seeds of learning with the Harris County Public Library, Growing Readers program. This program is designed to help children from birth to age five develop the skills and learn the tools that will help them become readers and strong lifelong learners. It is never too early to begin reading to your child!

We have divided our program into three levels, Little Seeds & Little Sprouts (Prenatal & Infant,) Little Buds (Toddler,) Little Readers (Preschool). We have staff-created flashcard sets available for each of these age brackets. All of our initiatives recognize the five practices that best build early literacy skills: Singing, Talking, Writing, Reading, and Playing.

There are kits available for Toddlers and for Preschool children. These kits offer guidance for caregivers to adapt their regular activities into early literacy-building moments. We have also incorporated the national reading initiative, 1,000 books Before Kindergarten, and the word goal of children hearing 30 million Words before four into our program. You'll be able to keep track of your reading with our Beanstack App.

We currently have Family Place centers at thirteen of our branches which allow our youngest patrons to learn through play by interacting in safe, thoughtfully designed spaces. Each Family Place center also offers free parenting workshops. All twenty-six locations offer story times throughout the week. We look forward to growing little readers with you.

Regards,

Edward Melton
Executive Director
Harris County Public Library

**growing
readers**
@hcpl



Craft Kit & Early Literacy Kit

In the first week of this program, all preschool kits will include a Craft Kit and Early Literacy Kit with materials to support the included activities based on the 6 skills and 5 practices of early literacy learning.

Craft Kit:

- Pencil Bag
- 4 Pack of Crayons
- Glue Stick
- Child Scissors

These supplies can be used for all 5 weeks of kits. Save them and reuse them!

Early Literacy Kit:

- Dry Erase Pocket
- Dry Erase Marker
- Dry Erase Eraser
- 2 Egg Shakers

These pockets allow children to use the activity sheets repeatedly and the egg shakers make songs much more fun!



Look for this icon for reusable pages!

Preschool

Writing



Welcome to the Preschool Early Literacy Kit! Thank you for joining us for our 5 week early literacy program. Each kit will include easy activities based on the 6 skills and 5 practices of early literacy learning to help your preschooler prepare for school readiness!

Books to Share

- **Harold and the Purple Crayon** by Crockett Johnson
- **The Day the Crayons Quit** by Drew Daywalt
- **The Dot** by Peter Reynolds

Interested in more? Go to hcpl.net to request or ask a librarian!

Writing Tips to Share:

- Hold your child's hand and help them trace letters top to bottom.
- Read aloud everyday print, like street signs.

Request an Early Literacy Tips Flashcard Keyring from your library for more!

Writing Kit Contents:

Overview Sheet, Song Sheet, 6 Reusable Writing Activity Sheets, Cutting Activity, Letter Tracing Guide, 10 Reusable Letter Tracing Activity Sheets, Flannel Story and Instructions, Velcro Dots, Sensory Craft



Scan here for
more Early
Literacy Info!



Songs About Writing:

"Apples and Bananas"

I love to eat, eat, eat apples and bananas.

I love to eat, eat, eat apples and bananas.

I love to eat, eat, eat apples and bananas.

I love to eat, eat, eat apples and bananas.

**oot oopples and banoonoos; iit iipples and baniiniis
ot opples and banonos**

"Three Blind Mice"

Three blind mice, three blind mice

See how they run, see how they run

They heard the ice cream man and chased him around,

all over and under the bridges through town.

They tripped and crashed into a big circus clown.

Three blind mice, three blind mice



Scan here for
more Early
Literacy Info!







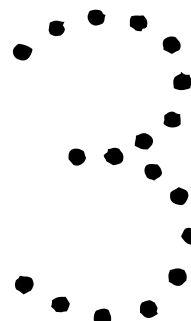



Preschool

Writing



Number Practice



Trace the numbers



Preschool

Writing



Name Practice

Four sets of handwriting practice lines. Each set consists of a solid top line, a dotted middle line, and a solid bottom line.

Write your child's name permanently, then have your child trace it through the sleeve

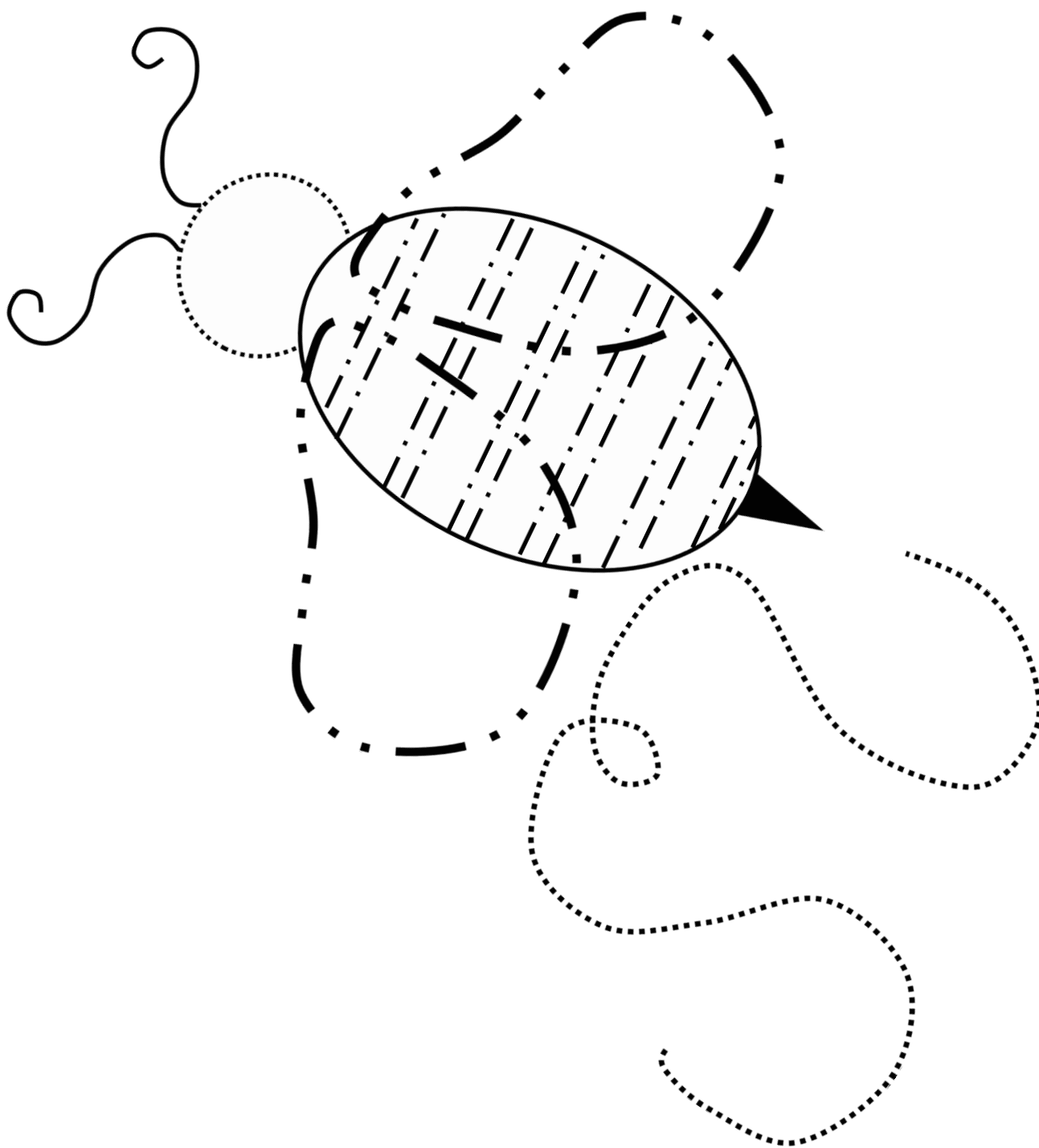


Preschool

Writing



Finish the Picture



Finish the drawing by tracing the lines





Preschool

Writing



Trace the Line



Trace a line from one object to the next.
Try not to touch the edges.



Preschool

Writing



Letter Search

W w

p

T

G

w

S

w

P

W

v

P

B

r

A

W

p

H


C

Find and circle the letter W w

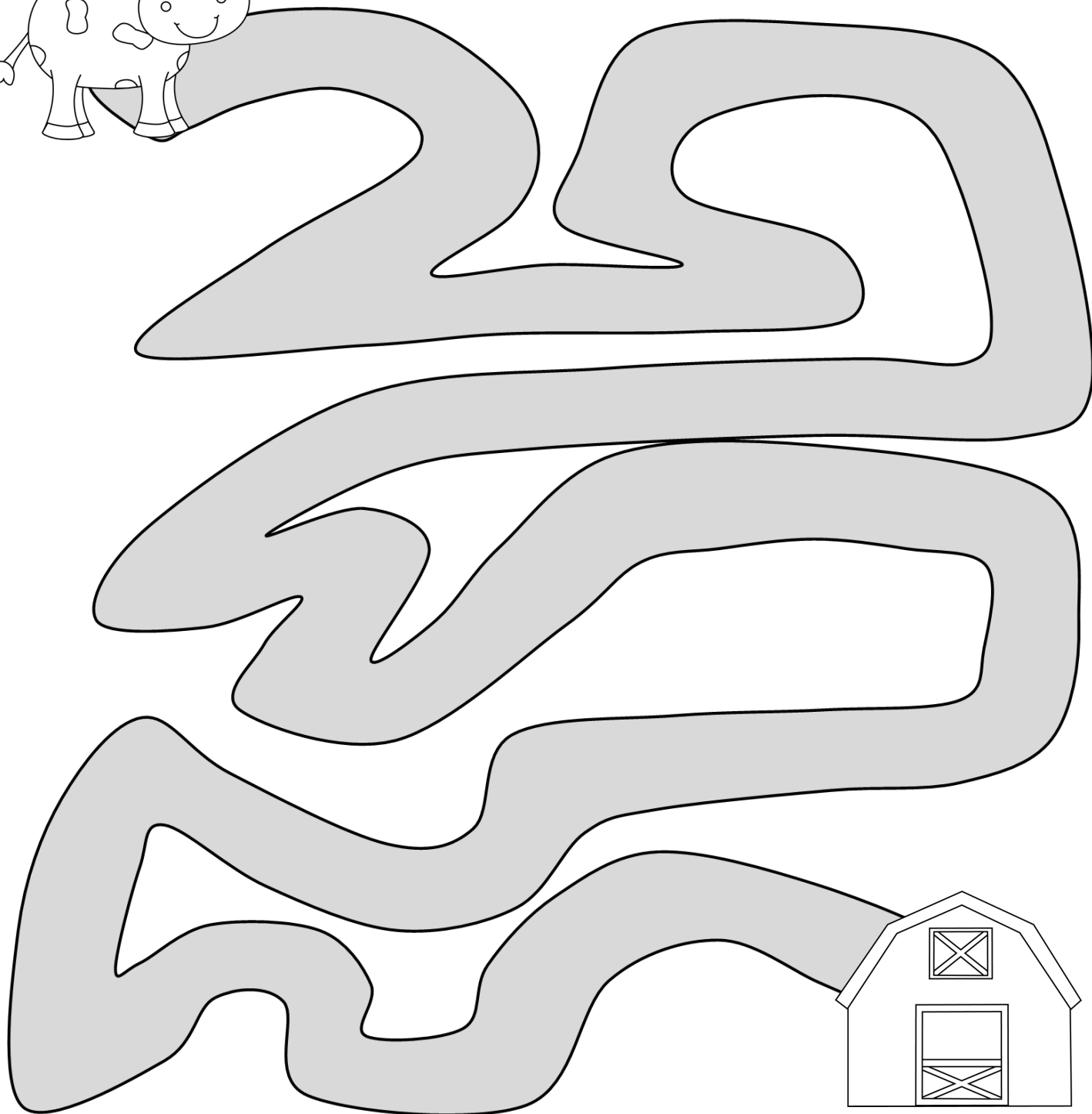


Preschool

Writing



Maze Trace



Help cow find the way back to the barn
by tracing along the line.

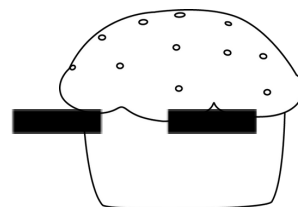
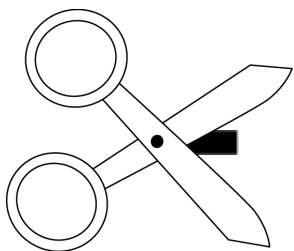

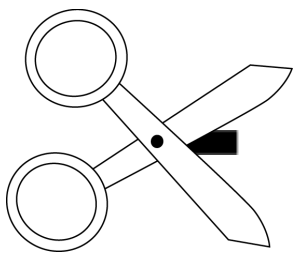

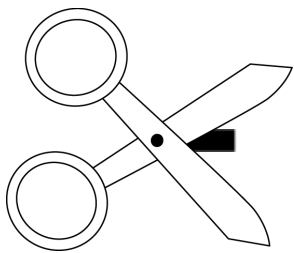


Preschool

Writing



Cutting Practice



Cut along the dotted lines
(This page doesn't go in your dry erase pocket)

Letter Tracing



Welcome to the Preschool Early Alphabet Tracing Activity Sheets!

Each of our 5 kits will include these pages to help start your preschooler to become familiar with the alphabet. Help them trace the letters, both capital and lowercase, to develop early literacy skills!

Kits and Letter Tracing

- **Reading!** Letters Aa- Ee
- **Writing!** Letters Ff- Jj
- **Singing!** Letters Kk- Oo
- **Talking!** Letters Pp- Tt
- **Playing!** Letters Uu- Zz

Tracing Tip:

- Using pencil grips can help little ones learn how to hold pencils properly

Flip this page over for more tips on the back!

All letter tracing sheets have capital letters on the front, and lowercase on the back!



Scan here for
more Early
Literacy Info!

Letter Tracing



Letter tracing is closely linked to the 3 early literacy practices of Reading, Writing, and Talking. As children develop fine motor skills and the ability to control the small muscles in their hands, the desire to scribble and write will follow shortly behind.

Tips for Fine Motor Skills:

- Encourage scribbling with crayons or outside chalk
- Make crafts together that need a glue stick to complete
- Play with playdough and encourage your child to squeeze, stretch, pinch, and roll “snakes” or “worms”

Tracing Tips:

- Practice writing letters in mashed potatoes, sugar, or flour
- Help kids feel themselves making letters when they write by putting paper on top of something bumpy, like sandpaper or a rough plastic placemat.
- Emphasize the lines on tracing paper by tracing them with fabric paint or school glue. The pencil will “bump” the lines when little ones write.

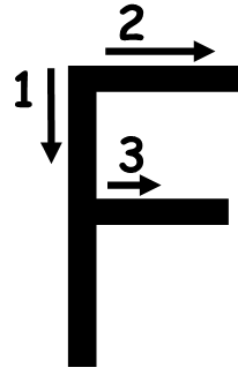


Preschool

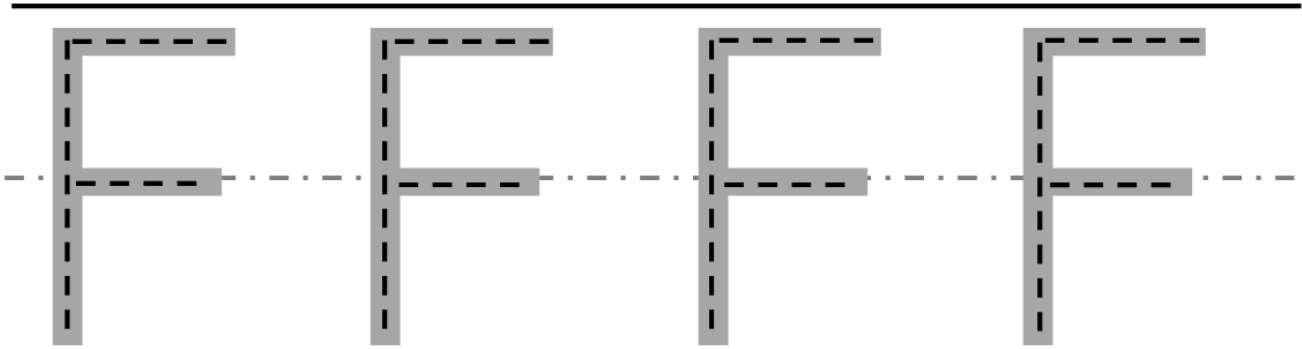
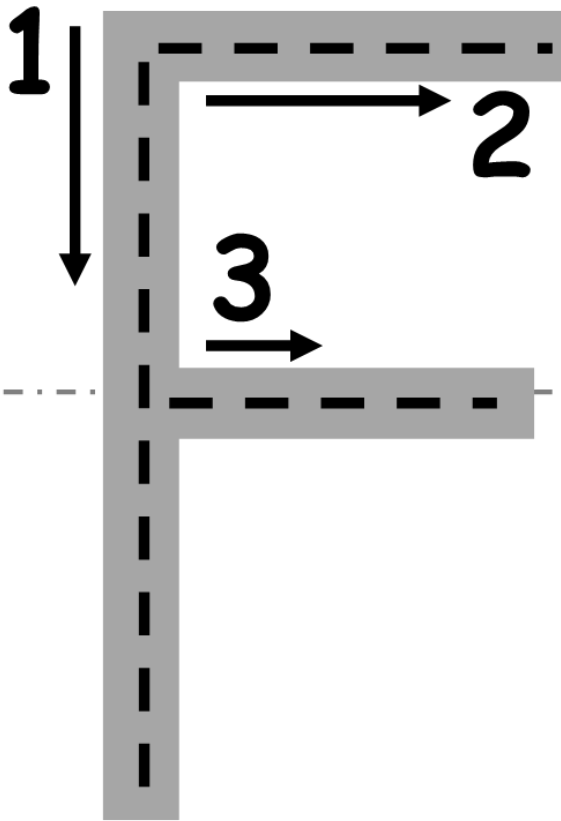
Letter Tracing



Use the dry erase pocket to trace the **uppercase letter** on the dotted lines for early literacy fun, over and over again!



Fox



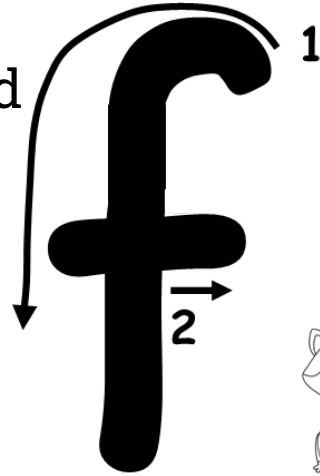


Preschool

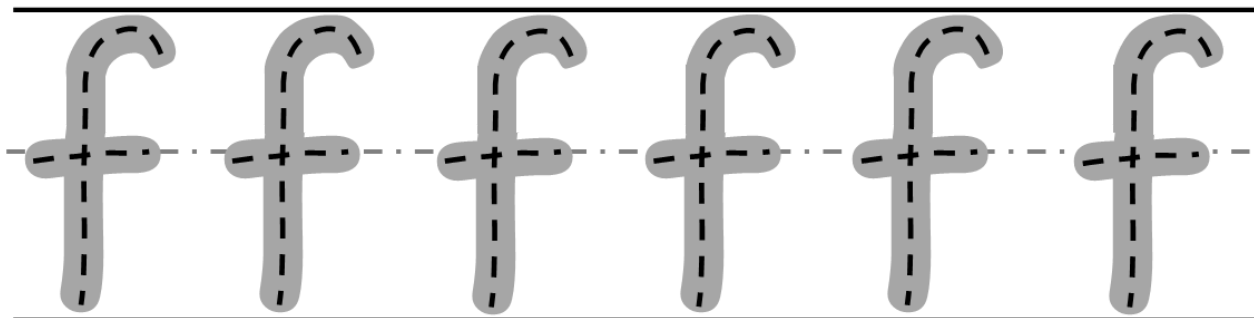
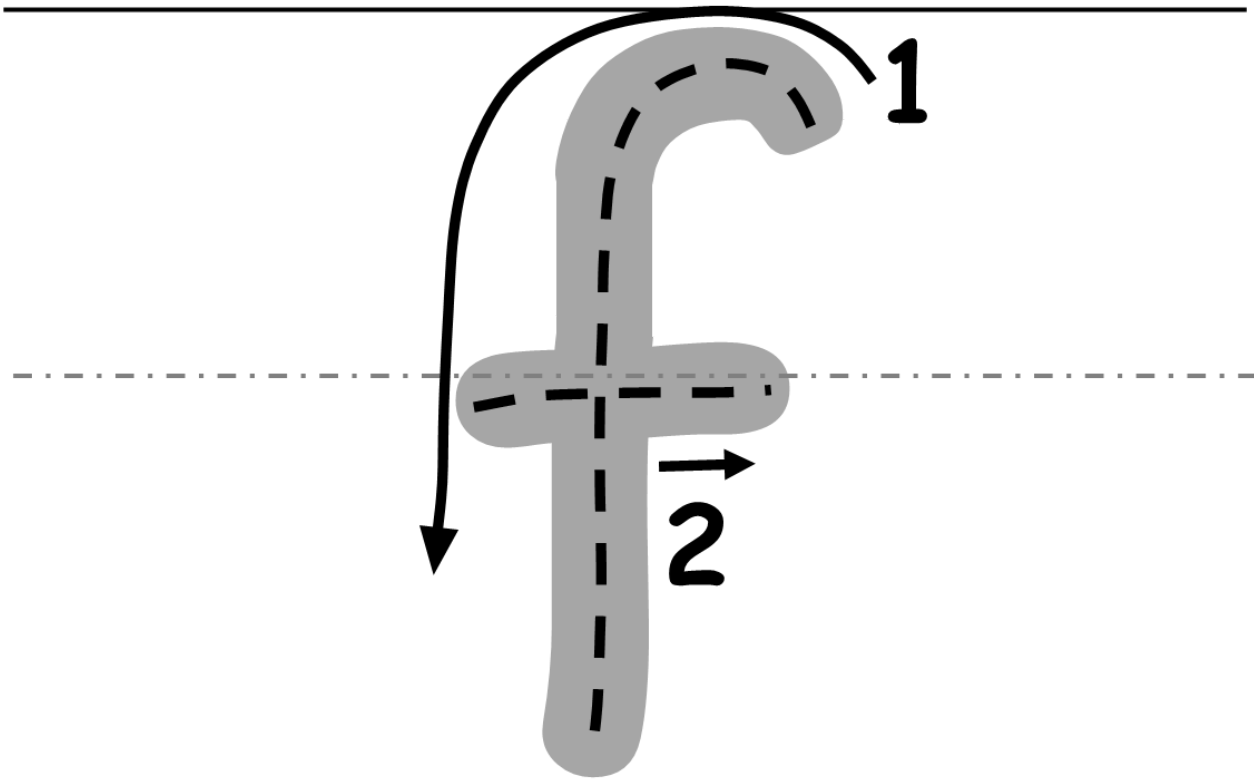
Letter Tracing



Use the dry erase pocket to trace the **lowercase letter** on the dotted lines for early literacy fun, over and over again!



fox



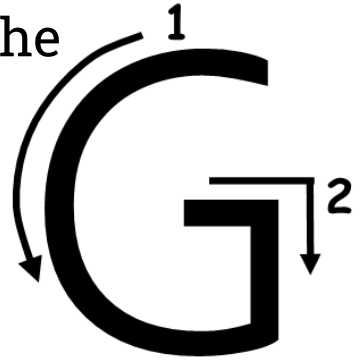


Preschool

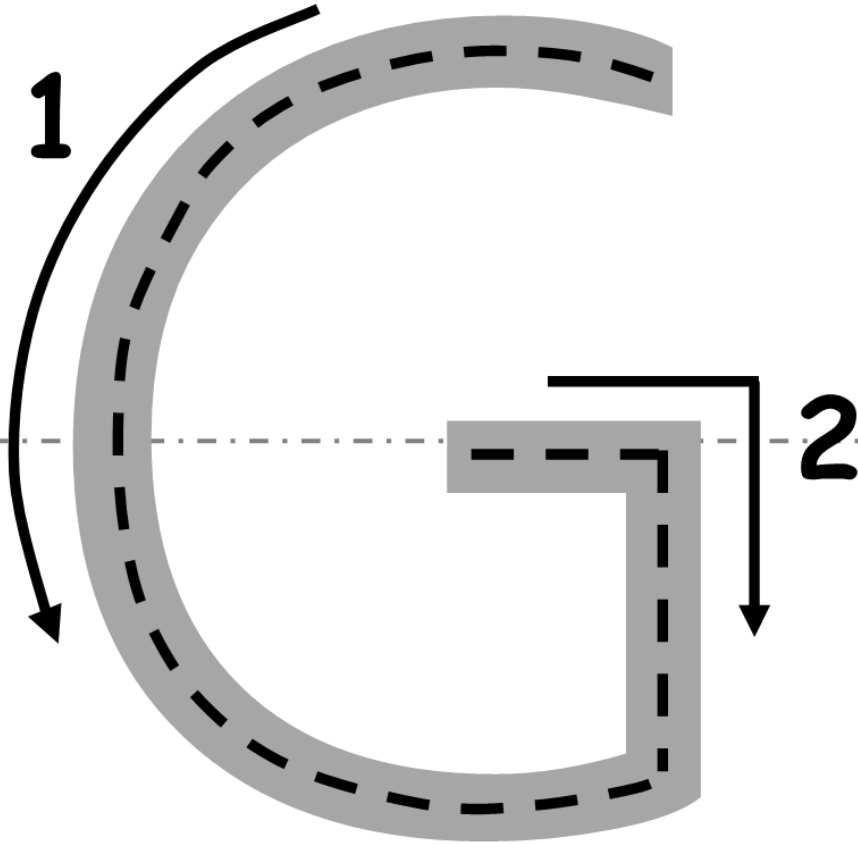
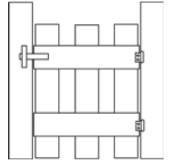
Letter Tracing



Use the dry erase pocket to trace the **uppercase letter** on the dotted lines for early literacy fun, over and over again!



Gate




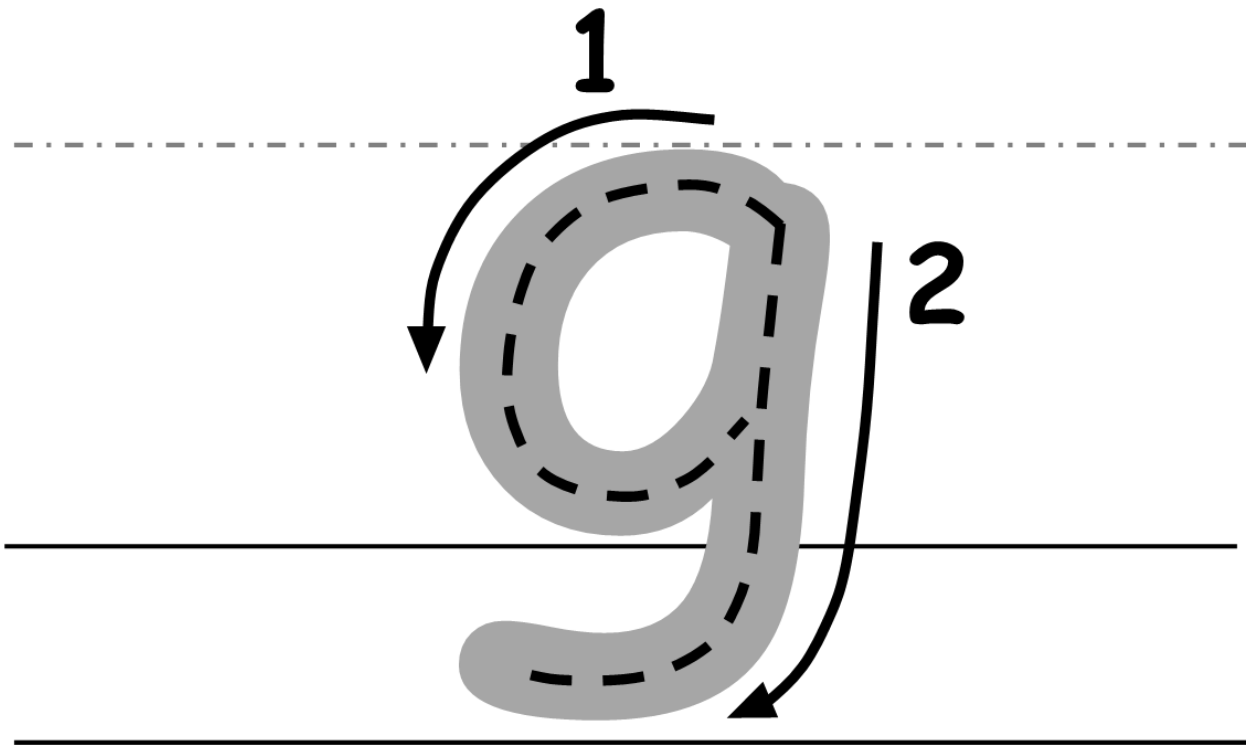
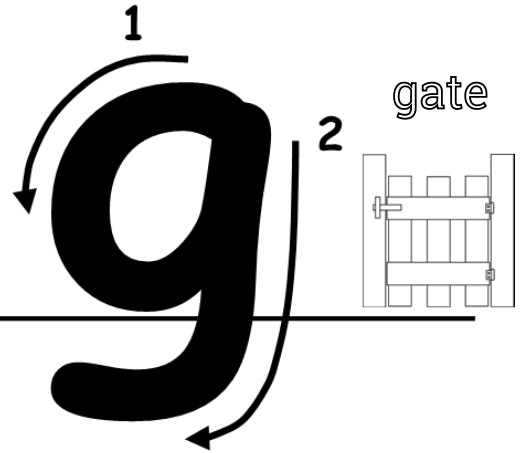


Preschool

Letter Tracing



Use the dry erase pocket to trace the **lowercase letter** on the dotted lines for early literacy fun, over and over again!



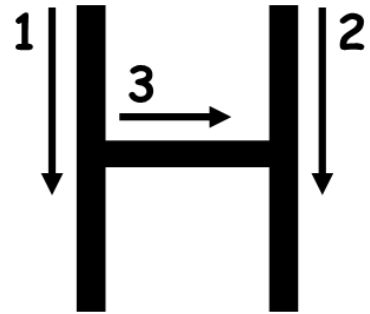


Preschool

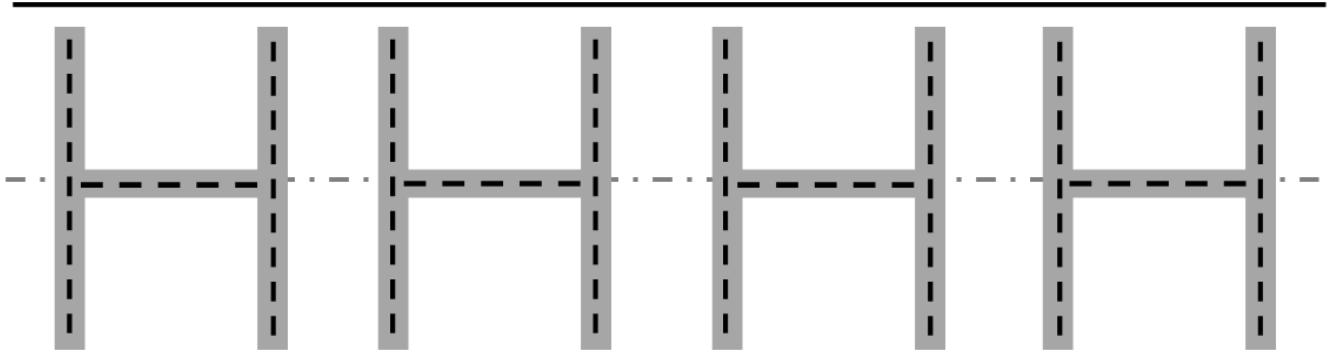
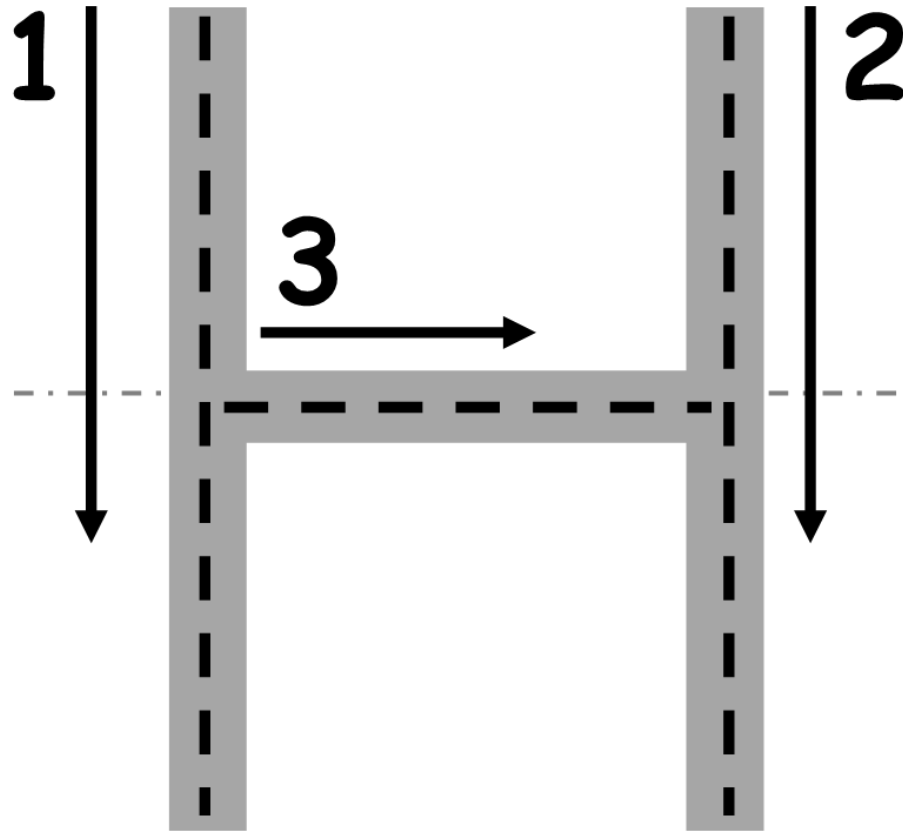
Letter Tracing



Use the dry erase pocket to trace the **uppercase letter** on the dotted lines for early literacy fun, over and over again!



Hand



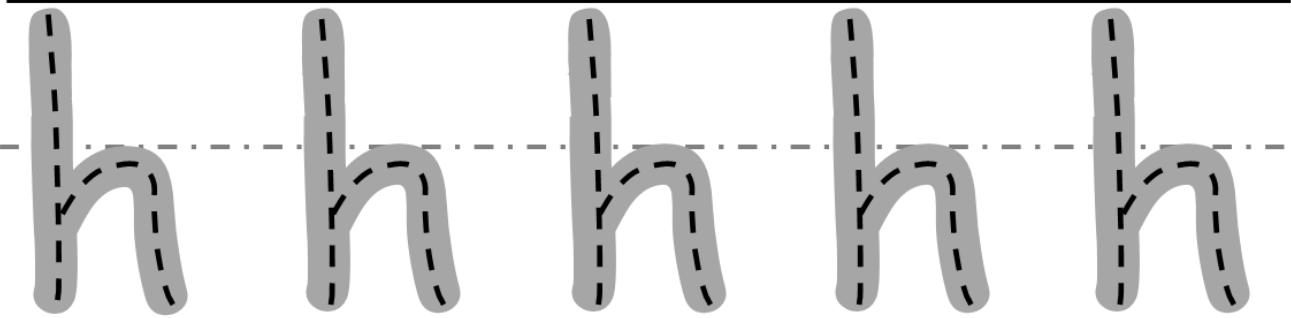
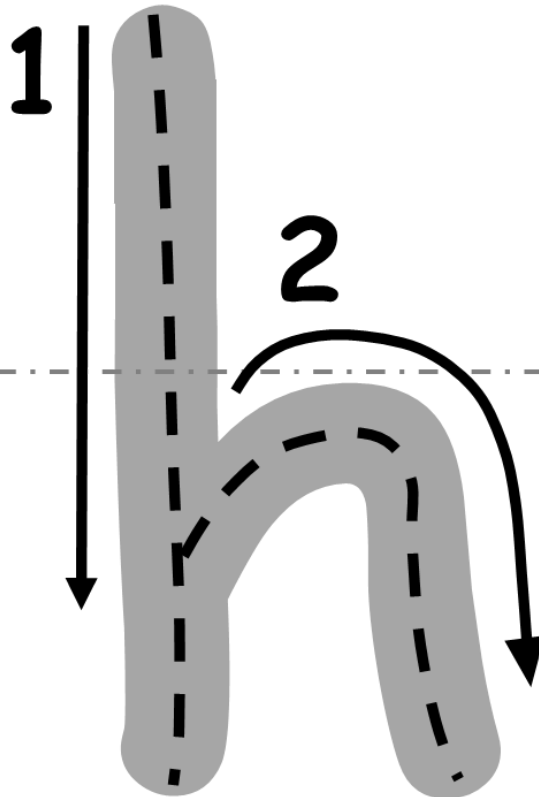
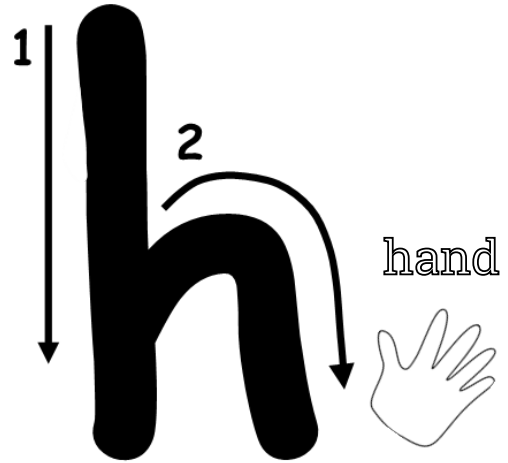


Preschool

Letter Tracing



Use the dry erase pocket to trace the **lowercase letter** on the dotted lines for early literacy fun, over and over again!



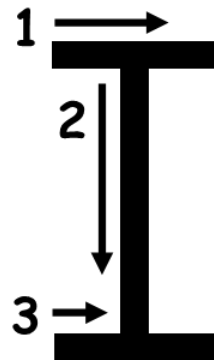


Preschool

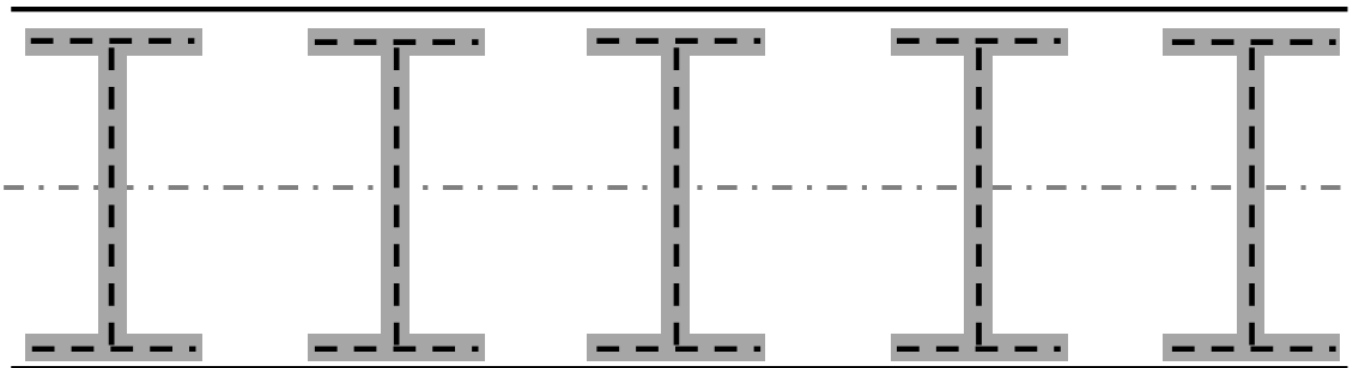
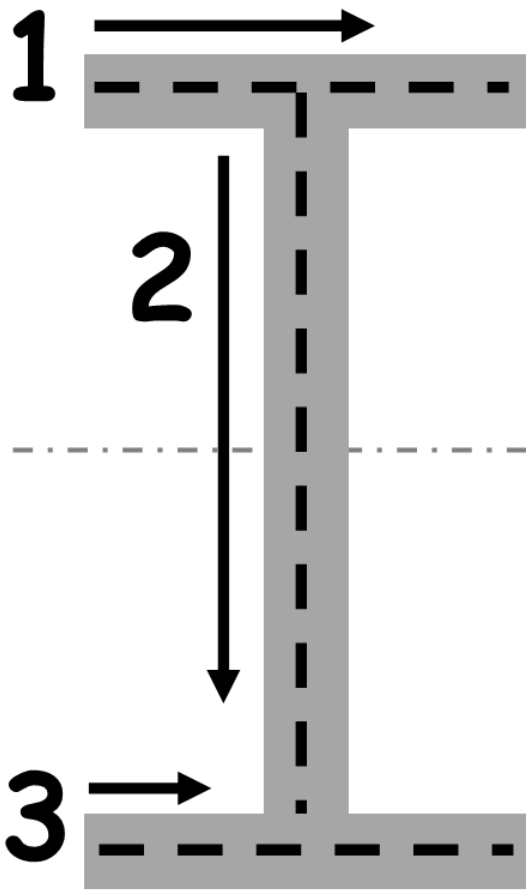
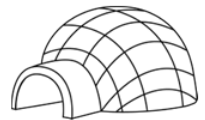
Letter Tracing



Use the dry erase pocket to trace the **uppercase letter** on the dotted lines for early literacy fun, over and over again!



Igloo



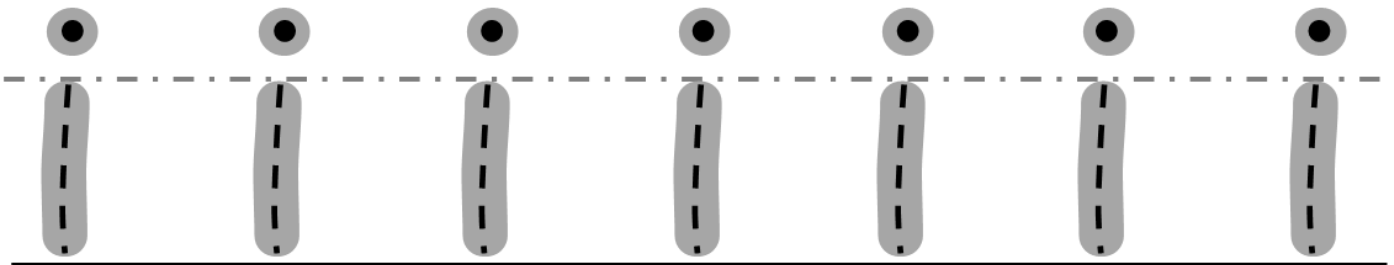
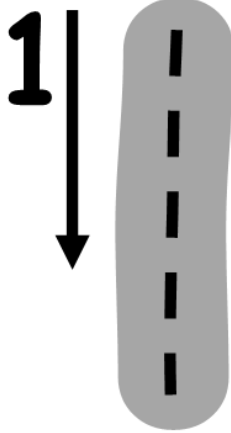
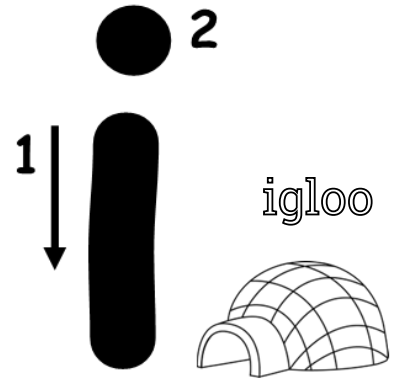


Preschool

Letter Tracing



Use the dry erase pocket to trace the **lowercase letter** on the dotted lines for early literacy fun, over and over again!



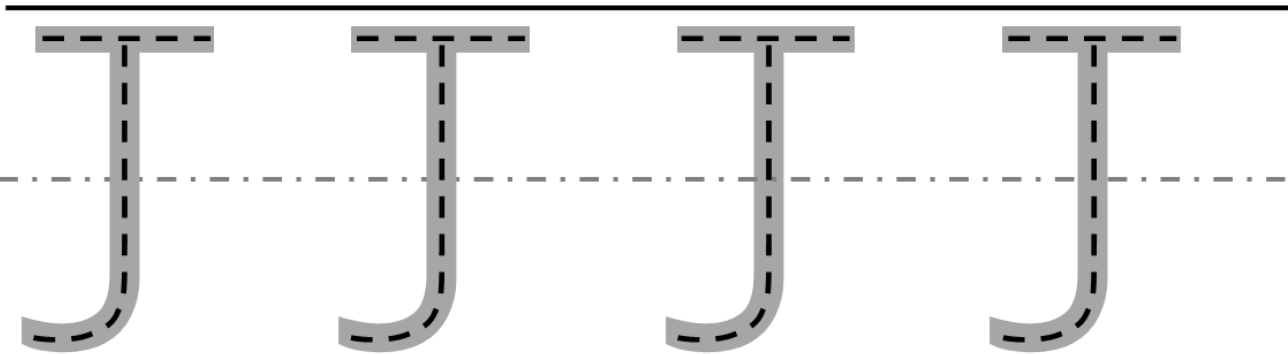
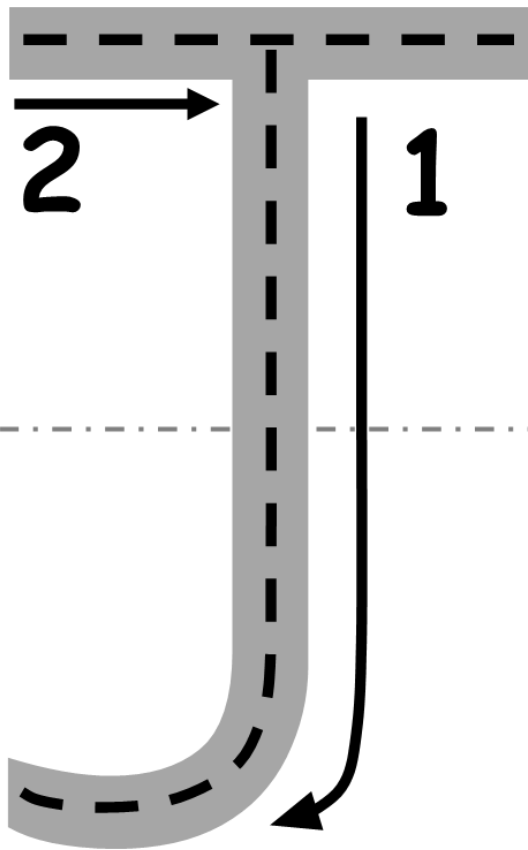



Preschool

Letter Tracing



Use the dry erase pocket to trace the **uppercase letter** on the dotted lines for early literacy fun, over and over again!



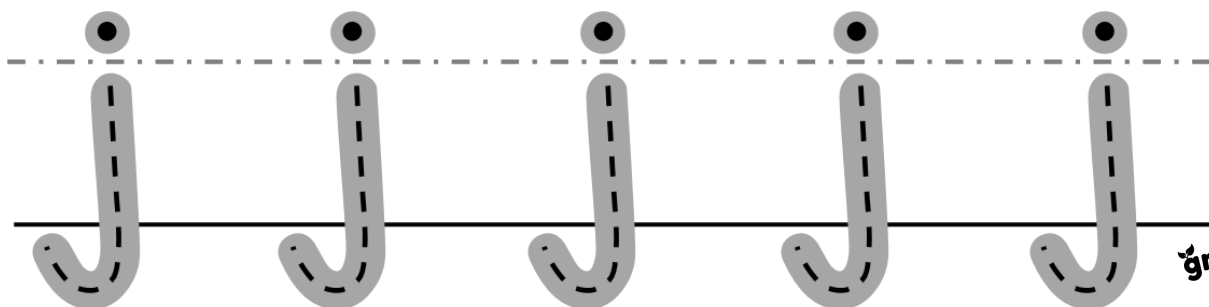
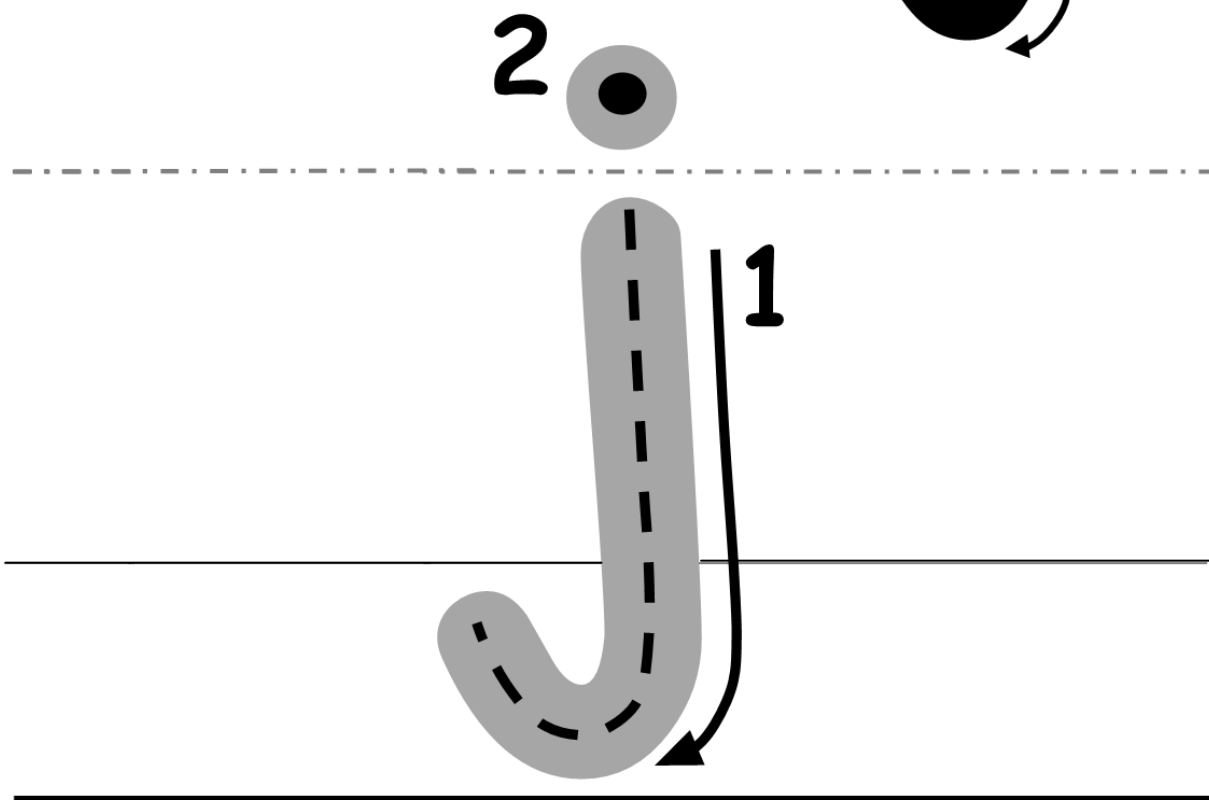



Preschool

Letter Tracing





Use the dry erase pocket to trace the **lowercase letter** on the dotted lines for early literacy fun, over and over again!





Flannel Story Instructions

- Color all 4 little monkeys
- Cut out the 4 monkeys along the dotted squares
- Apply one “scratchy” Velcro dot to the backs of each monkey
- Use the felt piece to attach the 4 little monkeys
- Read through the flannel story and think of other silly words that rhyme
- Practice counting the 4 little monkeys
- Make up a monkey story of your own!





Four Little Monkeys

Four little monkeys jumping on the bed.

One fell off and bumped his head.



Momma called the doctor and the doctor said,
"No more monkeys jumping on the bed!"

**Repeat the rhyme as all the monkeys get bumped on the head
down from three little monkeys, two little monkeys,
one little monkey, to no little monkeys.**

No little monkeys jumped on the bed.


None fell off or bumped their head.

Momma kissed them all and put them to bed,
and she jumped all over the bed instead!





Sensory Craft



Use the "fuzzy" velcro dots to give
the monkey's bed polka dots!